

WALT DISNEY



Biography of: Include an illustration

BIO SNAPSHOT
List several facts about this person:

CONTRIBUTIONS & ACHIEVEMENTS
List several contributions and achievements of this person:

QUOTES
Choose one quote said by this person and write it below:

LNK  **tivity**
Interactive Learning Guides

WAIT!


Thank you for considering this LINKtivity for your classroom, but before you make a decision - you should know that you can get **access to this LINKtivity + PLUS our entire library** for about the same price as a single LINKtivity!

The results are in: **Teachers LOVE LINKtivities...** and want more! So, we've made it SUPER easy and cost effective for you to access any and ALL of our LINKtivities inside our LINKtivity Learning membership option! Instead of purchasing just ONE LINKtivity - why not get access to ALL of them... for about the SAME PRICE!




INSIDE THE MEMBERSHIP YOU'LL HAVE UNLIMITED ACCESS TO:

- ✓ The **entire growing LINKtivity® library** inside the Membership (LINKtivities for all content areas)
- ✓ ALL **future LINKtivities** to be added to the membership (new releases each month!)
- ✓ **Teacher guides** to help you set up each LINKtivity® successfully in your classroom
- ✓ **Student resources** that go along with each LINKtivity (printable OR digital)
- ✓ **Kid-friendly rubrics** and **answer keys** for each LINKtivity®

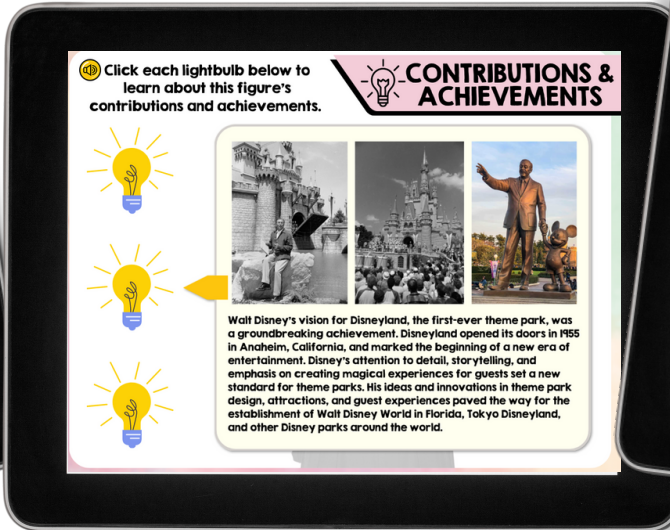


JOIN NOW





Walt Disney was an iconic American entrepreneur, animator, and film producer who co-founded The Walt Disney Company. His relentless pursuit of innovation led to the creation of Disneyland and Disney World, enchanting millions of visitors with immersive theme park experiences. Disney's visionary storytelling and dedication to imagination continue to inspire and entertain audiences worldwide. In this Mini-Biography on Walt Disney, students will learn about Disney's early life, his career, and his lasting impact on the world of entertainment.



More Sample Slides



Walt Disney
Click each category below to learn more

BIO SNAPSHOT

CONTRIBUTIONS & ACHIEVEMENTS

QUOTES & PHOTOS

Credits & Sources

Click the < and > to see quotes.

QUOTES & PHOTOS


There is more treasure in books than in all the pirate's loot on Treasure Island.



Click each lightbulb below to learn about this figure's contributions and achievements.

CONTRIBUTIONS & ACHIEVEMENTS

One of Walt Disney's greatest accomplishments was the creation of Mickey Mouse, the iconic and beloved character that became the face of Disney. Mickey Mouse made his debut in the animated short film "Steamboat Willie" in 1928 and quickly gained popularity worldwide. Alongside Mickey, Walt Disney introduced a group of unforgettable characters, including Donald Duck, Goofy, and many others. These characters have become cultural icons and have contributed significantly to the success and enduring legacy of Disney.



Childhood

Walt Disney's childhood was filled with creative exploration and a deep connection to nature. Born on December 5, 1901, in Chicago, he spent his early years on a farm in Missouri. Surrounded by the beauty of the countryside, Walt developed a love for drawing and animals. He loved to capture the world around him through his sketches. With the encouragement of his parents, Elias and Flora, Walt's passion for art flourished. As he grew older, his fascination with trains and the magic of silent films further fueled his imagination.


Young Artist

Walt Disney and his family moved to Kansas City in 1918, where he attended Benton Grammar School. There, he continued to practice drawing and even sold his drawings to his friends and neighbors. He also got a job delivering newspapers where he was introduced to the world of newspapers and cartoonists. Walt's interest in cartooning and animation grew during his high school years. He joined the art club and took evening courses at the Kansas City Art Institute to study drawing and animation while developing his skills as an artist. Walt landed his first job as a cartoonist for a newspaper in Kansas City. He drew funny pictures and comics for the newspaper's readers to enjoy. With determination and hard work, Walt Disney eventually established his own animation studio and became known as a pioneering figure in the field of animation. He created iconic characters like Mickey Mouse, Donald Duck, and Goofy.

The Start of Theme Parks

Disney's contributions to the entertainment industry extended beyond animation. He revolutionized the concept of theme parks with the creation of Disneyland in California in 1955, followed by Walt Disney World in Florida in 1971, and other Disney parks worldwide. His theme parks continue to be extremely popular, providing interactive experiences for visitors of all ages.

BIO SNAPSHOT



Click the < and > to see quotes.


QUOTES & PHOTOS

All our dreams can come true, if we have the courage to pursue them.



Click each lightbulb below to learn about this figure's contributions and achievements.

CONTRIBUTIONS & ACHIEVEMENTS



Walt Disney's vision for Disneyland, the first-ever theme park, was a groundbreaking achievement. Disneyland opened its doors in 1955 in Anaheim, California, and marked the beginning of a new era of entertainment. Disney's attention to detail, storytelling, and emphasis on creating magical experiences for guests set a new standard for theme parks. His ideas and innovations in theme park design, attractions, and guest experiences paved the way for the establishment of Walt Disney World in Florida, Tokyo Disneyland, and other Disney parks around the world.



This LINKtivity is provided with

AUDIO SUPPORT



**Perfect for English
language learners or
students who could use
a little extra support!**

**CONTRIBUTIONS
ACHIEVEMENT**

Click each lightbulb below to learn about this figure's contributions and achievements.

sound

Click each lightbulb below to learn about this figure's contributions and achievements.

Walt Disney's vision for Disneyland, the first-ever theme park, was a groundbreaking achievement. Disneyland opened its doors in 1955 in Anaheim, California, and marked the beginning of a new era of entertainment. Disney's attention to detail, storytelling, and emphasis on creating magical experiences for guests set a new standard for theme parks. His ideas and innovations in theme park design, attractions, and guest experiences paved the way for the establishment of Walt Disney World in Florida, Tokyo Disneyland, and other Disney parks around the world.



Student & Teacher Resources

Recording Sheet for LINKtivity

Lesson Plan

LESSON

ESSENTIAL QUESTIONS:

What is a biography?
Who is (specific person) and what makes him/her unique?



Note: This lesson plan can be used with any mini-biography LINKtivity.

Standards Covered

CCRA.R.10

Materials Needed

Biography LINKtivity®
KWL student sheet
Biography student sheet (optional)
Chart paper/markers OR SMARTboard/Whiteboard

Teacher Preparation

Preview the mini-biography(ies) that you have selected for your students. Plan for how you will share the LINKtivity with students (ex. assign link in Google Classroom, prepare QR codes, etc). Prepare a KWL chart on chart paper or SMARTboard/whiteboard. Print the KWL and biography student sheets.

Lesson Introduction (5-10 min.)

- Introduce the essential questions.
- Introduce the person(s) your students will be exploring and provide each student with a **KWL student sheet**.
- **ASK:** What do you know about this person? What do you want to know about this person?
- Have students complete the first two columns of the chart. Note: If your whole class is exploring the same person, you can complete this chart together on a SMARTboard/whiteboard. If each student is completing a different person, have them complete a KWL for their specific person.

Lesson Activity (20 mins)

Have students complete a **Biography LINKtivity**, either one assigned to them or of their own selection. While navigating the LINKtivity, students have the option to complete the **biography student sheet**.

Optional Extension Activities

- Take virtual field trips to museums, historical sites, or places related to the person's life using a tool like Google Earth.
- Have students record a podcast episode about their person.
- Host a wax museum event where students dress up and take on the persona of their chosen individual to educate others.

Lesson Conclusion (2-5 min.)

Review essential questions and have students share their responses in light of what they have learned. Have students complete the final column of their KWL chart (what I learned).

Biography of: _____

Include an illustration: _____

BIO SNAPSHOT
List several facts about this person:

CONTRIBUTIONS & ACHIEVEMENTS
List several contributions and achievements of this person:

QUOTES
Choose one quote said by this person and write it below:

What this quote means to me:

What do you think was the biggest impact made by this person?

LINKtivity® Learning, 2023. ALL RIGHTS RESERVED.

Biography of: _____

BIO SNAPSHOT
List several facts about this person:

CONTRIBUTIONS & ACHIEVEMENTS
List several contributions and achievements of this person:

What do you think was the biggest impact made by this person?

Also available in Google Slides!

