


VALENTINE'S DAY



 **LINK**ativity
Interactive Learning Guides

WAIT!

Thank you for considering this LINKtivity for your classroom, but before you make a decision - you should know that you can get **access to this LINKtivity + PLUS our entire library** for about the same price as a single LINKtivity!

The results are in: **Teachers LOVE LINKtivities...** and want more! So, we've made it SUPER easy and cost effective for you to access any and ALL of our LINKtivities inside our LINKtivity Learning membership option! Instead of purchasing just ONE LINKtivity - why not get access to ALL of them... for about the SAME PRICE!



INSIDE THE MEMBERSHIP YOU'LL HAVE UNLIMITED ACCESS TO:

- ✓ The **entire growing LINKtivity® library** inside the Membership (LINKtivities for all content areas)
- ✓ ALL **future LINKtivities** to be added to the membership (new releases each month!)
- ✓ **Teacher guides** to help you set up each LINKtivity® successfully in your classroom
- ✓ **Student resources** that go along with each LINKtivity (printable OR digital)
- ✓ **Kid-friendly rubrics** and **answer keys** for each LINKtivity®

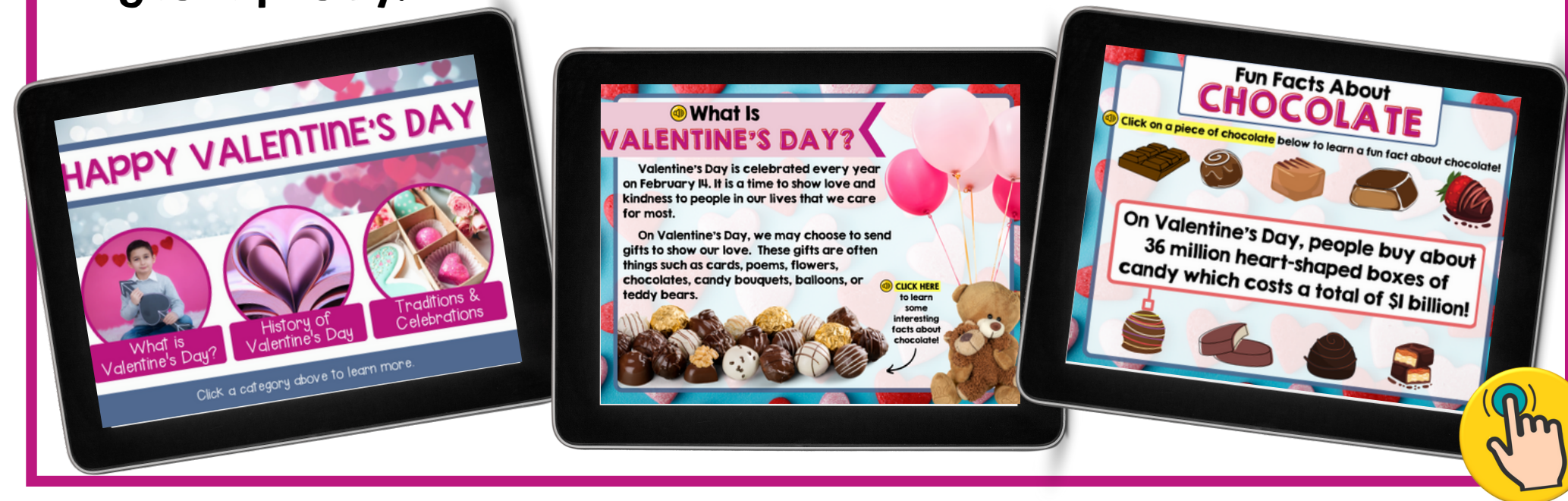


JOIN NOW





Inside the Valentine's Day LINKtivity® students will learn the history behind Valentine's Day as well as fun symbols and traditions. They will also have the opportunity to view related videos and even create Valentine's Day magnetic poetry!



More Sample Slides

HAPPY VALENTINE'S DAY



What is Valentine's Day?



History of Valentine's Day



Traditions & Celebrations

Click a category above to learn more.

What Is VALENTINE'S DAY?

Valentine's Day is celebrated every year on February 14. It is a time to show love and kindness to people in our lives that we care for most.

On Valentine's Day, we may choose to send gifts to show our love. These gifts are often things such as cards, poems, flowers, chocolates, candy bouquets, balloons, or teddy bears.

[CLICK HERE to learn some interesting facts about chocolate!](#)



Fun Facts About CHOCOLATE

[Click on a piece of chocolate below to learn a fun fact about chocolate!](#)







On Valentine's Day, people buy about 36 million heart-shaped boxes of candy which costs a total of \$1 billion!






BE MY VALENTINE

No matter how you choose to celebrate, Valentine's Day is a fun holiday in which we take time to show our love and gratitude for the extra-special people in our lives. Think of all the people that make your life better, people like your parents, grandparents, pastor, teacher, principal, librarian, friends, community workers, and so on. These people are why we celebrate Valentine's Day each year on February 14.

Here's a few ways YOU can celebrate Valentine's Day...



[Send someone a gift of flowers, cards, or candy.](#)



[Write a poem for someone special in your life.](#)



[Spend time or share a meal with someone you love.](#)



[Create a unique gift of your own design.](#)

Traditions & Celebrations

In Roman Mythology, a small cherubic boy followed his mother's orders to help people fall in love. Today, Cupid is thought to shoot heart-shaped arrows at people to make them fall in love. For this reason, it's a tradition for adults to go on a date for Valentine's Day. Many people make marriage proposals on Valentine's Day as well. Couples may also send gifts to each other to show that they care.

Many families send special gifts to their children on Valentine's Day. Other people write poems for their loved ones or send greeting cards. Students may also create heart-themed crafts at school using traditional colors of pink, red, and white.

[CLICK HERE for fun craft ideas.](#)


[CLICK HERE to create your own Valentine's Day poem.](#)




History of VALENTINE'S DAY

The history of Valentine's Day is not completely certain. There are a few interesting versions about how the holiday began. Nevertheless, most people associate the holiday with St. Valentine. In ancient Rome, an emperor named Claudius II banned marriage because he believed single men made much better soldiers. The Christian priest, St. Valentine, continued to marry couples even though it was forbidden. St. Valentine's legacy of love lives on today in the holiday named in his honor.

[CLICK HERE to learn more about the history of Valentine's Day](#)



Fun Facts About CHOCOLATE

[Click on a piece of chocolate below to learn a fun fact about chocolate!](#)







Cacao trees live a very long time. Some even live to be 200 years old!






Valentine's Day MAGNETIC POETRY

Create your own Valentine's Day poem by dragging the word tiles to create a poem! You can use as many or as little words as you'd like.

am love friend day pink of in forever
 Valentine on way can flowers life is sweet
 kitten adore special celebrate ing I the
 happy favorite chocolate dance es rose treat
 remember kind puppy he caring you es ing
 listen my red beautiful rose the 's me laugh
 proposal family heart date sing s care d
 candy they voice recall white an love Cupid
 we dinner a music ed were while a on d
 she when are is you hear ring is want
 was them us for I bear it will you a

[Reset Words](#)

Fun Facts About CHOCOLATE

[Click on a piece of chocolate below to learn a fun fact about chocolate!](#)







You can thank Cadbury, a candy-making company in England, for making the first chocolate bar!








This LINKtivity is provided with

AUDIO SUPPORT



Perfect for English
language learners or
students who could use
a little extra support!



Printable & Digital Student Flipbook

Printable Flipbook for LINKtivity

Digital Flipbook for LINKtivity in Google Slides

Student Flipbook Rubric				Student:
LINKtivity Creative Learning Guide	4 - Excellent	3 - Good	2 - Satisfactory	1 - Needs Improvement
Neatness & Appearance	My Flipbook is very neat and easy to read. I neatly colored in any illustrations with great detail. It is clear that I took my time to make my Flipbook reflect my learning.	The information in my Flipbook is mostly correct. I've included several details from the LINKtivity and have put what I've learned clearly in my own words. I have included information that goes above and beyond.	My Flipbook is somewhat neat. Some of my writing is hard to read. Illustrations are NOT colored, or are sparsely done.	My Flipbook is quite sloppy. My writing is hard to read. Illustrations are NOT colored, or are sparsely done.
Accuracy & Completeness	The information in my Flipbook is 100% correct. I've included many details from the LINKtivity and have put what I've learned clearly in my own words. I have included information that goes above and beyond.	My Flipbook contains several incorrect or missing pieces of information. I struggled to use the information from the LINKtivity to complete my Flipbook correctly.	My Flipbook contains many errors in spelling and grammar.	My Flipbook contains many errors in spelling and grammar.

Answer Key & Rubric

