

SUSAN B. ANTHONY

Click each category below to learn more

BIO SNAPSHOT

CONTRIBUTIONS ACHIEVEMENTS

QUOTES & PHOTOS

Click this icon anywhere you see it to always return to this homepage

CONTRIBUTIONS & ACHIEVEMENTS

List several contributions and achievements of this person:

QUOTES

Choose one quote said by this person and write it below:

LNK **Activity**
Interactive Learning Guides

WAIT!

Thank you for considering this LINKtivity for your classroom, but before you make a decision - you should know that you can get **access to this LINKtivity + PLUS our entire library** for about the same price as a single LINKtivity!

The results are in: **Teachers LOVE LINKtivities...** and want more! So, we've made it SUPER easy and cost effective for you to access any and ALL of our LINKtivities inside our LINKtivity Learning membership option! Instead of purchasing just ONE LINKtivity - why not get access to ALL of them... for about the SAME PRICE!




INSIDE THE MEMBERSHIP YOU'LL HAVE UNLIMITED ACCESS TO:

- ✓ The **entire growing LINKtivity® library** inside the Membership (LINKtivities for all content areas)
- ✓ ALL **future LINKtivities** to be added to the membership (new releases each month!)
- ✓ **Teacher guides** to help you set up each LINKtivity® successfully in your classroom
- ✓ **Student resources** that go along with each LINKtivity (printable OR digital)
- ✓ **Kid-friendly rubrics** and **answer keys** for each LINKtivity®

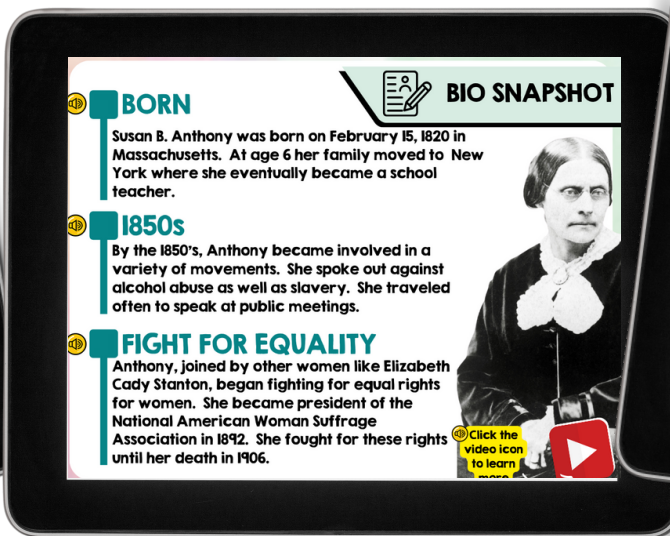


JOIN NOW





Susan B. Anthony was an American suffragist, abolitionist, and women’s rights activist. She played a pivotal role in the women’s suffrage movement, dedicating her life to advocating for women’s right to vote. Today, Anthony is remembered as a trailblazer for women’s rights and a symbol of the ongoing struggle for gender equality. Inside this Mini-Biography LINKtivity on Susan B. Anthony, students will learn about the causes she fought for and the lasting legacy that she has left for future generations.



More Sample Slides



Susan B. Anthony

Click each category below to learn more

- BIO SNAPSHOT
- CONTRIBUTIONS & ACHIEVEMENTS
- QUOTES & PHOTOS

CONTRIBUTIONS & ACHIEVEMENTS


Click each lightbulb below to learn about this figure's contributions and achievements.

Susan B. Anthony believed strongly in equal rights. That's why she spoke out against issues like slavery. During the American Civil War, she helped organize a women's group which sought to free the enslaved.

After the Civil War, the 14th and 15th amendments were passed in the U.S. Constitution.

These amendments gave citizenship to African Americans as well as gave African American men the right to vote.

Anthony had wanted the amendments to include women's rights to vote as well, however it did not.



BIO SNAPSHOT

BORN


Susan B. Anthony was born on February 15, 1820 in Massachusetts. At age 6 her family moved to New York where she eventually became a school teacher.

1850s

By the 1850's, Anthony became involved in a variety of movements. She spoke out against alcohol abuse as well as slavery. She traveled often to speak at public meetings.

FIGHT FOR EQUALITY

Anthony, joined by other women like Elizabeth Cady Stanton, began fighting for equal rights for women. She became president of the National American Woman Suffrage Association in 1892. She fought for these rights until her death in 1906.



Click the video icon to learn more

QUOTES & PHOTOS


Click the < and > to see quotes.

There never will be complete equality until women themselves help to make law and elect law makers.



CONTRIBUTIONS & ACHIEVEMENTS

Click each lightbulb below to learn about this figure's contributions and achievements.



Susan B. Anthony had a huge passion for women's equal rights. She helped form the American Equal Rights Association in 1866 and also became publisher of a women's rights newspaper called *The Revolution*.

She organized many conventions and rallies to speak up for women's rights, including the right to vote. She traveled often and became well-known for her efforts.

She even attempted to vote in the 1872 Presidential election and was arrested and fined. Anthony refused to pay the fine.

QUOTES & PHOTOS


Click the < and > to see quotes.

I declare to you that woman must not depend upon the protection of man, but must be taught to protect herself, and there I take my stand.



This LINKtivity is provided with

AUDIO SUPPORT



Perfect for English
language learners or
students who could use
a little extra support!

BIO SNAPSHOT

BORN
Susan B. Anthony was born on February 15, 1820 in Massachusetts. At age 6 her family moved to New York where she eventually became a school teacher.

1850s
By the 1850's, Anthony became involved in a variety of movements. She spoke out against alcohol abuse as well as slavery. She traveled often to speak at public meetings.

FIGHT FOR EQUALITY
Anthony, joined by other women like Elizabeth Cady Stanton, began fighting for equal rights for women. She became president of the National American Woman Suffrage Association in 1892. She fought for these rights until her death in 1906.

Click the video icon to learn more



Student & Teacher Resources

Recording Sheet for LINKtivity

Lesson Plan

LESSON

ESSENTIAL QUESTIONS:

What is a biography?
Who is (specific person) and what makes him/her unique?



Note: This lesson plan can be used with any mini-biography LINKtivity.

Standards Covered

CCRA.R.10

Materials Needed

Biography LINKtivity®
KWL student sheet
Biography student sheet (optional)
Chart paper/markers OR SMARTboard/Whiteboard

Teacher Preparation

Preview the mini-biography(ies) that you have selected for your students. Plan for how you will share the LINKtivity with students (ex. assign link in Google Classroom, prepare QR codes, etc). Prepare a KWL chart on chart paper or SMARTboard/whiteboard. Print the KWL and biography student sheets.

Lesson Introduction (5-10 min.)

- Introduce the essential questions.
- Introduce the person(s) your students will be exploring and provide each student with a **KWL student sheet**.
- **ASK:** What do you know about this person? What do you want to know about this person?
- Have students complete the first two columns of the chart. Note: If your whole class is exploring the same person, you can complete this chart together on a SMARTboard/whiteboard. If each student is completing a different person, have them complete a KWL for their specific person.

Lesson Activity (20 mins)

Have students complete a **Biography LINKtivity**, either one assigned to them or of their own selection. While navigating the LINKtivity, students have the option to complete the **biography student sheet**.

Optional Extension Activities

- Take virtual field trips to museums, historical sites, or places related to the person's life using a tool like Google Earth.
- Have students record a podcast episode about their person.
- Host a wax museum event where students dress up and take on the persona of their chosen individual to educate others.

Lesson Conclusion (2-5 min.)

Review essential questions and have students share their responses in light of what they have learned. Have students complete the final column of their KWL chart (what I learned).

Biography of: _____

Include an illustration: _____

BIO SNAPSHOT
List several facts about this person:

CONTRIBUTIONS & ACHIEVEMENTS
List several contributions and achievements of this person:

QUOTES
Choose one quote said by this person and write it below:

What this quote means to me: _____

What do you think was the biggest impact made by this person?

LINKtivity® Learning, 2023. ALL RIGHTS RESERVED

Biography of: _____

Insert an image: _____

BIO SNAPSHOT
List several facts about this person:

CONTRIBUTIONS & ACHIEVEMENTS
List several contributions and achievements of this person:

QUOTES
Choose one quote said by this person and write it below:

What this quote means to me: _____

What do you think was the biggest impact made by this person?

Also available in Google Slides!

