

# SHADES OF MEANING



Word-Lock Detectives: SHADES OF MEANING

What is shades of meaning?

Record the words from each word lock. Record all 4 words for the shades of meaning. An example is done for you.

smart	intelligent	brilliant	
hard	tricky	difficult	
funny	comical		hysterical
	flavorful	delicious	scrumptious
scared		frightened	terrified

Fill in the missing shade in each group of words

big	huge	gigantic	enormous
-----	------	----------	----------

 **LNK** **ativity**  
Interactive Learning Guides

# WAIT!


Thank you for considering this LINKtivity for your classroom, but before you make a decision - you should know that you can get **access to this LINKtivity + PLUS our entire library** for about the same price as a single LINKtivity!

The results are in: **Teachers LOVE LINKtivities...** and want more! So, we've made it SUPER easy and cost effective for you to access any and ALL of our LINKtivities inside our LINKtivity Learning membership option! Instead of purchasing just ONE LINKtivity - why not get access to ALL of them... for about the SAME PRICE!





## INSIDE THE MEMBERSHIP YOU'LL HAVE UNLIMITED ACCESS TO:

- ✓ The **entire growing LINKtivity® library** inside the Membership (LINKtivities for all content areas)
- ✓ ALL **future LINKtivities** to be added to the membership (new releases each month!)
- ✓ **Teacher guides** to help you set up each LINKtivity® successfully in your classroom
- ✓ **Student resources** that go along with each LINKtivity (printable OR digital)
- ✓ **Kid-friendly rubrics** and **answer keys** for each LINKtivity®



**JOIN NOW**





In the Word-Lock Detectives LINKtivity® focused on exploring shades of meaning, students will delve into how slight variations in word meanings can significantly affect a sentence. The learning begins with an engaging animated video, modeling the concept of shades of meaning and demonstrating the process of selecting the most suitable word to convey the intended message effectively. Following this, students actively engage with shades of meaning through a fun activity where they decipher a secret riddle, putting their newfound understanding into practice. This LINKtivity is perfect for enhancing vocabulary instruction for students in third grade, fourth grade, or fifth grade.



# More Sample Slides

**THE RIDDLE**

Greetings, fellow word detectives. We've got another riddle word-lock case on our hands and we need your help.

We've been asked to solve a riddle by decoding a secret message but it's written in a language we don't understand and, look, some of the letters are missing from the Decoder Key!

**RIDDLE DECODER KEY**

?	?	?	?	?	?	?	?	?	?
?	?	?	?	?	?	?	?	?	?
?	?	?	?	?	?	?	?	?	?

Click **CONTINUE** to see the riddle.

**THE RIDDLE**

**Riddle:**  
I have keys but no locks. I have space but no room. You can enter, but you can't go inside. What am I?

Now, click the to receive the training needed to solve this riddle.

**THE TRAINING**

**SHADES OF MEANING**

Shades of meaning refers to the small differences in the meanings of similar words. Think about using the word **big** to describe something. Now, think about how words like **huge**, **gigantic**, and **enormous** are similar but have slightly different meanings that are more specific. Just as you would choose a certain crayon to color something a certain way, we can pick different words with specific shades of meaning to express ourselves better! Like this..

big	huge	gigantic	enormous
-----	------	----------	----------

Now, **CLICK CONTINUE** to see some examples for shades of meaning.

Alright - now that you've received your shades of meaning training, let's make sure you've got the proper paperwork.

Make sure you're clear on shades of meaning.

You'll want to write down the definition in case you need it later!

**THE TRAINING**

Before we get started we must make sure you have the proper training needed to help us solve this word-lock mission. You'll need to use your knowledge of shades of meaning to help you solve the riddle.

Click the video for your classified information on shades of meaning.

**WORD LOCK DETECTIVES**  
Unlock the Words - Solve the Riddle!

**SHADES OF MEANING**

**THE TRAINING**

**SHADES OF MEANING**

Here are more examples for shades of meaning:

smart	wise	intelligent	brilliant
hard	tricky	difficult	challenging
funny	comical	hilarious	hysterical
tasty	flavorful	delicious	scrumptious
scared	fearful	brightened	terrified
neat	tidy	organized	spotless

Take a look at my notes. I've created some examples of shades. You will come across more examples like this on your mission. Make note of them so you can solve this riddle.

Now, click the to start the mission!

**THE MISSION**

Are you ready to begin this mission?

**HERE'S HOW IT WORKS:**  
You'll be asked to open several locks using your knowledge of shades of meaning. Each time you successfully open a lock, you'll receive a new letter clue to help you complete the Riddle Decoder Key. Once you've collected all the missing letters, you can use your key to decode the answer to the secret riddle.

Click **"CONTINUE"** to begin your mission!

**THE MISSION**

Use shades of meaning to place these words in order. Drag keys into the shaded boxes.

looked	stared
glanced	examined

**UNLOCK**

**THE MISSION**

Choose the key that uses the strongest language to finish the sentence.

**The boy was so \_\_\_\_\_ that he couldn't stop crying.**

upset
devastated
gloomy
sad

**UNLOCK**

**THE MISSION**

good	great	fantastic	exceptional
------	-------	-----------	-------------


That's correct! Take a look at the shades of meaning for these words.

Now, click **"CONTINUE"** to see a new letter clue to help you complete the Riddle Decoder Key!



This LINKtivity is provided with

# AUDIO SUPPORT



Perfect for English language learners or students who could use a little extra support!

**THE TRAINING**

**SHADES OF MEANING**

Shades of meaning refers to the small differences in the meanings of similar words. Think about using the word **big** to describe something. Now, think about how words like **huge**, **gigantic**, and **enormous** are similar but have slightly different meanings that are more specific. Just as you would choose a specific crayon to color something a certain way, we can pick different words with specific shades of meaning to express ourselves better! Like this...

big	huge	gigantic	enormous
-----	------	----------	----------

Now, **CLICK CONTINUE** to see some examples for shades of meaning.

Alright - now that you've received your shades of meaning training, let's make sure you've got the proper paperwork.

Make sure you're clear on shades of meaning.

You'll want to write down the definition in case you need it later!



# Printable & Digital Student Recording Sheet

## Lesson Plan and Activity

**LESSON**

**ESSENTIAL QUESTION:** How are similar words different from each other?

**Standards Covered:** L.2.5b, L.3.5c, L.4.5c, L.5.5

**Materials Needed:** Shades of Meaning LINKtivity®, Shades of Meaning Mat and Word Cards (several sets), Student Recording Sheet (optional)

**Teacher Preparation:** Preview the Shades of Meaning LINKtivity® and plan for how you will share the LINKtivity with students (ex. assign link in Google Classroom, prepare QR codes, etc.)  
Make a copy of the Shades of Meaning Mat and word cards. You will need one set (mat + cards) for each group of 3-4 students.  
Make copies of the recording sheet (optional).

**Lesson Introduction (5-10 min.):**

- Introduce the essential question.
- Display the **Shades of Meaning Mat** to students. Have students observe what they notice about the colors (they get darker as you go down, etc.).
- Without giving much direction, provide each small group of 3-4 students a **mat and set of cards**. Each group can either have the same set of words or a different set. Direct students to arrange the cards in the order that they see fit (order is fine at this point as long as they are reasoning).

**Lesson Activity (20 mins):** Have students complete the **Shades of Meaning LINKtivity®**. While navigating the LINKtivity®, students have the option to complete the **recording sheet**.

**Optional Extension Activities:**

- Collect several paint swatches from a hardware store and have students come up with their own words to show shades of meaning. Create a class display.
- Have each student arrange a set of words to show shades of meaning and write a short paragraph explaining their arrangement.

**Word-Lock Detectives: SHADES OF MEANING**

What is shades of meaning?

SHADES OF MEANING

smart	intelligent	brilliant
hard	tricky	difficult
funny	comical	hilarious
flavorful	delicious	tempting
scared	frightened	terrified
neat	tidy	organized

Fill in the missing shade in each group of words

Record the words from each word lock. Record all 4 words. An example is done.

big      huge

1  
2  
3  
4  
5  
6  
7  
8  
9  
10

RIDDLE DECODER KEY

Complete the Riddle Decoder Key as you unlock each clue from the LINKtivity®

RIDDLE

**Word-Lock Detectives: SHADES OF MEANING**

What is shades of meaning?

SHADES OF MEANING

smart	intelligent	brilliant
hard	tricky	difficult
funny	comical	hilarious
flavorful	delicious	tempting
scared	frightened	terrified
neat	tidy	organized

Fill in the missing shade in each group of words

Record the words from each word lock. Record all 4 words for the shades of meaning. An example is done.

big      huge      gigantic      enormous

1  
2  
3  
4  
5  
6  
7  
8  
9  
10

RIDDLE DECODER KEY

Complete the Riddle Decoder Key as you unlock each clue from the LINKtivity®

## Printable & Digital Recording Sheet for LINKtivity

**Word-Lock: SHADES OF MEANING Student:**

4	3	2	1
I can clearly explain what shades of meaning it.	I can explain what shades of meaning it.	I can somewhat explain what shades of meaning it.	I struggle to explain what shades of meaning it.
I can identify examples for shades of meaning without assistance.	I can identify examples for shades of meaning with little assistance.	I can identify examples for shades of meaning with assistance.	I have a hard time identifying and using shades of meaning in my reading and writing, even with assistance.
I know the shades of meaning for many different words.	I know the shades of meaning for several different words.	I know the shades of meaning for some words.	
I can use the shades of meaning in my reading and writing without assistance.	I can use shades of meaning in my reading and writing with little assistance.	I can use the shades of meaning in my reading and writing with assistance.	

**Word-Lock: SHADES OF MEANING Student:**

4	3	2	1
I can clearly explain what shades of meaning it.	I can explain what shades of meaning it.	I can somewhat explain what shades of meaning it.	I struggle to explain what shades of meaning it.
I can identify examples for shades of meaning without assistance.	I can identify examples for shades of meaning with little assistance.	I can identify examples for shades of meaning with assistance.	I have a hard time identifying and using shades of meaning in my reading and writing, even with assistance.
I know the shades of meaning for many different words.	I know the shades of meaning for several different words.	I know the shades of meaning for some words.	
I can use the shades of meaning in my reading and writing without assistance.	I can use shades of meaning in my reading and writing with little assistance.	I can use the shades of meaning in my reading and writing with assistance.	

set 1      set 2

looked	scared
glanced	frightened
stared	terrified

**Word-Lock Detectives: SHADES OF MEANING**

What is shades of meaning?

SHADES OF MEANING

smart	wise	intelligent	brilliant
hard	tricky	difficult	challenging
funny	comical	hilarious	amusing
flavorful	delicious	tempting	mouthwatering
scared	fearful	frightened	terrified
neat	tidy	organized	spotless

Fill in the missing shade in each group of words

Record the words from each word lock. Record all 4 words for the shades of meaning. An example is done for you.

big      huge      gigantic      enormous

1 looked      glanced      stared      examined

2 upset      sad      gloomy      melancholy

3 good      great      fantastic      exceptional

4 happy      joyful      thrilled      ecstatic

5 small      petite      miniature      microscopic

6 bad      terrible      awful      rancid

7 mad      angry      furious      irate

8 tired      sleepy      drained      exhausted

9 jog      run      dash      sprint

10 pretty      lovely      beautiful      gorgeous

RIDDLE DECODER KEY

Complete the Riddle Decoder Key as you unlock each clue from the LINKtivity®

a computer keyboard

## Answer Key & Rubric

