

# ONOMATOPOEIA

Figurative Language:

## ONOMATOPOEIA

### Finish the Onomatopoeia

Directions: Complete the sentences below from the "Write It" section of the LINKivity.

The man let out a joyful laugh, " \_\_\_\_\_ !"

The \_\_\_\_\_ of raindrops on the window created a soothing rhythm during the storm.

The sports car sped by with a \_\_\_\_\_ !

She heard a heavy \_\_\_\_\_ as the packages hit the floor.

The pots and pans collided with a \_\_\_\_\_.

The cat knocked over the vase with a sudden \_\_\_\_\_.

The hills echoed the gentle \_\_\_\_\_ of \_\_\_\_\_.

### What is ONOMATOPOEIA?

Include 3 examples found in the "Read It" section of the LINKivity:

1 \_\_\_\_\_

2 \_\_\_\_\_

3 \_\_\_\_\_

Click this icon anywhere you see it to turn the sound on and off

## Figurative Language: ONOMATOPOEIA

An onomatopoeia is a word that sounds like its meaning.



LEARN IT!



READ IT!



FIND IT!

Click this icon anywhere you see it to always return to this homepage



Click a topic above to learn more

**LINK**  **ativity**  
Interactive Learning Guides

# WAIT!


Thank you for considering this LINKtivity for your classroom, but before you make a decision - you should know that you can get **access to this LINKtivity + PLUS our entire library** for about the same price as a single LINKtivity!

The results are in: **Teachers LOVE LINKtivities...** and want more! So, we've made it SUPER easy and cost effective for you to access any and ALL of our LINKtivities inside our LINKtivity Learning membership option! Instead of purchasing just ONE LINKtivity - why not get access to ALL of them... for about the SAME PRICE!



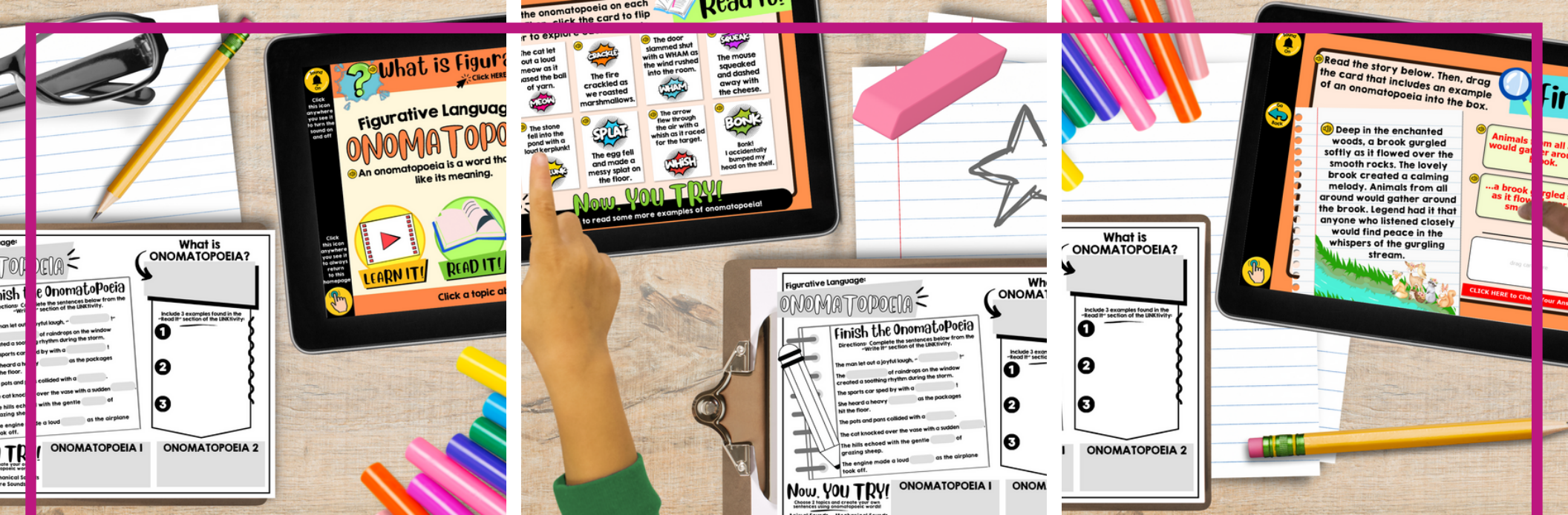
## INSIDE THE MEMBERSHIP YOU'LL HAVE UNLIMITED ACCESS TO:

- ✓ The **entire growing LINKtivity® library** inside the Membership (LINKtivities for all content areas)
- ✓ ALL **future LINKtivities** to be added to the membership (new releases each month!)
- ✓ **Teacher guides** to help you set up each LINKtivity® successfully in your classroom
- ✓ **Student resources** that go along with each LINKtivity (printable OR digital)
- ✓ **Kid-friendly rubrics** and **answer keys** for each LINKtivity®



**JOIN NOW**





Discover an engaging and effective way to teach figurative language skills with our LINKtivity series on Figurative Language, focusing specifically on Onomatopoeia. In the LEARN category, students will effortlessly grasp the concept of a onomatopoeia through a kid-friendly video that models its use. Moving to the READ category, students will explore various examples of common onomatopoeias, gaining insights into how they add meaning and details to text. Transitioning to the FIND category, students will dive into short stories, honing their ability to identify onomatopoeias within passages. Finally, in the WRITE category, students will apply their newfound knowledge by crafting their own onomatopoeias through guided practice. This interactive LINKtivity is a perfect addition to morning work, literacy centers, and independent practice, making the learning process both enjoyable and effective for students.



# More Sample Slides

**Read It!**

Read the onomatopoeia on each card. Then, click the card to flip it over to explore each example.

<p>The cat let out a loud meow as it chased the ball of yarn.</p> <p><b>MEOW</b></p>	<p>The fire crackled as we roasted marshmallows.</p> <p><b>CRACKLE</b></p>	<p>The door slammed shut with a WHAM as the wind rushed into the room.</p> <p><b>WHAM</b></p>	<p>The mouse squeaked and dashed away with the cheese.</p> <p><b>SQUEAK</b></p>
<p>The stone fell into the pond with a loud kerplunk!</p> <p><b>KERPLUNK</b></p>	<p>The egg fell and made a messy splat on the floor.</p> <p><b>SPLAT</b></p>	<p>The arrow flew through the air with a whish as it raced for the target.</p> <p><b>WHISH</b></p>	<p>Bonk! I accidentally bumped my head on the shelf.</p> <p><b>BONK</b></p>

**Now, YOU TRY!**

Click HERE to read some more examples of onomatopoeia!

**Read It!**

Read the statement below. Choose YES if it has an onomatopoeia. Choose NO if it does not.

**The old clock went tick-tock as its hands slowly moved toward bedtime.**

**YES**      **NO**

Click HERE to read some more examples of onomatopoeia!

**Find It!**

Read the story below. Then, drag the card that includes an example of an onomatopoeia into the box.

There once was a friendly robot named Andy. With a click and a beep, he'd zoom around, helping his friends with chores. Andy spread joy wherever he went. Everyone in the town loved Andy the helpful robot who was always willing to lend a hand.

With a click and a beep, he'd zoom around, helping his friends with chores.

Andy spread joy wherever he went.

drag card here

CLICK HERE to Check Your Answer

**Find It!**

Read the story below. Then, drag the card that includes an example of an onomatopoeia into the box.

Deep in the enchanted woods, a brook gurgled softly as it flowed over the smooth rocks. The lovely brook created a calming melody. Animals from all around would gather around the brook. Legend had it that anyone who listened closely would find peace in the whispers of the gurgling stream.

Animals from all around would gather around the brook.

...a brook gurgled softly as it flowed over the smooth rocks.

drag card here

CLICK HERE to Check Your Answer

**What is Figurative Language?**

Click HERE to Review!

**Figurative Language:**

**ONOMATOPOEIA**

An onomatopoeia is a word that sounds like its meaning.

LEARN IT!    READ IT!    FIND IT!    WRITE IT!

Click a topic above to learn more.

**Read It!**

Read the statement below. Choose YES if it has an onomatopoeia. Choose NO if it does not.

**Our dog was so noisy that the neighbors couldn't sleep!**

**YES**      **NO**

**Write It!**

Choose the onomatopoeia that best completes the sentence. Drag the card into the box. Write your answer on your recording sheet.

The man let out a joyful laugh, " \_\_\_\_\_ !"

Tee-hee    Boo-hoo    Splat

CLICK HERE to Check Your Answer

**Read It!**

Read the onomatopoeia on each card. Then, click the card to flip it over to explore each example.

<p>The cat let out a loud meow as it chased the ball of yarn.</p> <p><b>MEOW</b></p>	<p>The fire crackled as we roasted marshmallows.</p> <p><b>CRACKLE</b></p>	<p>The door slammed shut with a WHAM as the wind rushed into the room.</p> <p><b>WHAM</b></p>	<p>The mouse squeaked and dashed away with the cheese.</p> <p><b>SQUEAK</b></p>
<p>The stone fell into the pond with a loud kerplunk!</p> <p><b>KERPLUNK</b></p>	<p>The egg fell and made a messy splat on the floor.</p> <p><b>SPLAT</b></p>	<p>The arrow flew through the air with a whish as it raced for the target.</p> <p><b>WHISH</b></p>	<p>Bonk! I accidentally bumped my head on the shelf.</p> <p><b>BONK</b></p>

**Now, YOU TRY!**

Click HERE to read some more examples of onomatopoeia!

**Write It!**

Choose the onomatopoeia that best completes the sentence. Drag the card into the box. Write your answer on your recording sheet.

The man let out a joyful laugh, " \_\_\_\_\_ !"


Tee-hee    Boo-hoo    Splat

CLICK HERE to Check Your Answer



This LINKtivity is provided with

# AUDIO SUPPORT



Perfect for English language learners or students who could use a little extra support!

**Read It**

Read the onomatopoeia on each card. Then, click the card to flip it over to explore each example.

- MEOW**  
The cat let out a loud meow as it chased the ball of yarn.
- CRACKLE**  
The fire crackled as we roasted marshmallows.
- WHAM**  
The door slammed shut with a WHAM as the wind rushed into the room.
- SQUEAK**  
The mouse squeaked and dashed away with the cheese.
- KERPLUNK**  
The stone fell into the pond with a loud kerplunk!
- SPLAT**  
The egg fell and made a messy splat on the floor.
- WHISH**  
The arrow flew through the air with a whish as it raced for the target.
- BONK**  
Bonk! I accidentally bumped my head on the shelf.

**Now, YOU TRY!**

Click **HERE** to read some more examples of onomatopoeia!

Additional icons on the tablet include a 'Sound On' bell icon, a hand cursor icon, and a hand cursor icon pointing to a card.



