

SUMMARIZING NONFICTION

SUMMARIZING NONFICTION

Learn Explore Practice

Click this icon anywhere you see it to always return to this homepage

Click a category above

I can speak or write a summary that correctly identifies the main topic and details in a clear and concise way.	I can speak or write a summary that mostly identifies the main topic and details with little assistance.	I can sometimes identify the most important pieces of information, but sometimes include extra details, even with assistance.	I need heavy assistance to speak or write a summary that includes the main topic and details.
I struggle to explain who summarizing is.	I struggle to identify the main topic and details, and often focus my attention on extra details that aren't important.	I struggle to explain who summarizing is.	I struggle to explain who summarizing is.

SUMMARIZING NONFICTION

SOFTBALL STATE CHAMPS!

SUMMARY PLAN

Topic: _____

Details: _____

SAAC SUMMARY STARTER

After reading each text, summarize what you've learned. Create a summary plan and be sure to include a SAAC summary starter when writing your summary.

S State the type of writing (article, book...) AND the title

A Author's name

A Action word (explain, teach, compare, convince...)

C Complete your summary starter by including your main topic.

LNK  **tivity**

Interactive Learning Guides

WAIT!

Thank you for considering this LINKtivity for your classroom, but before you make a decision - you should know that you can get **access to this LINKtivity + PLUS our entire library** for about the same price as a single LINKtivity!

The results are in: **Teachers LOVE LINKtivities...** and want more! So, we've made it SUPER easy and cost effective for you to access any and ALL of our LINKtivities inside our LINKtivity Learning membership option! Instead of purchasing just ONE LINKtivity - why not get access to ALL of them... for about the SAME PRICE!



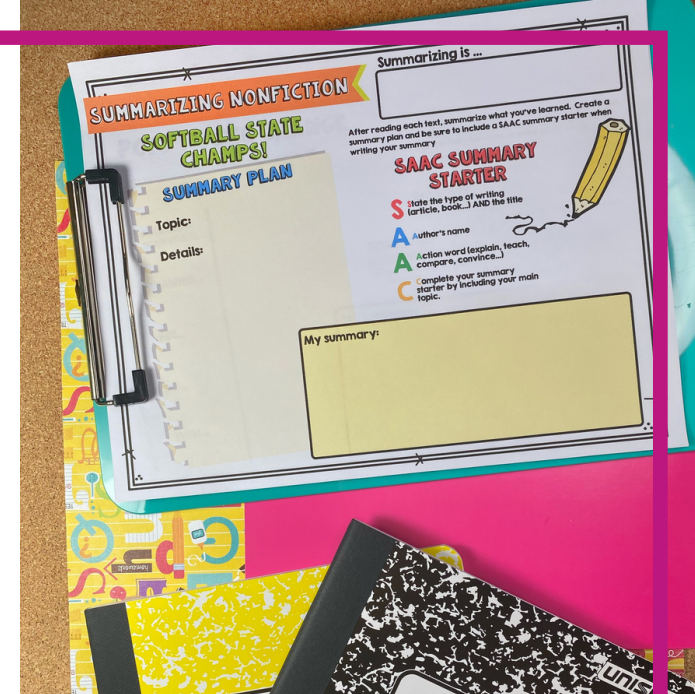
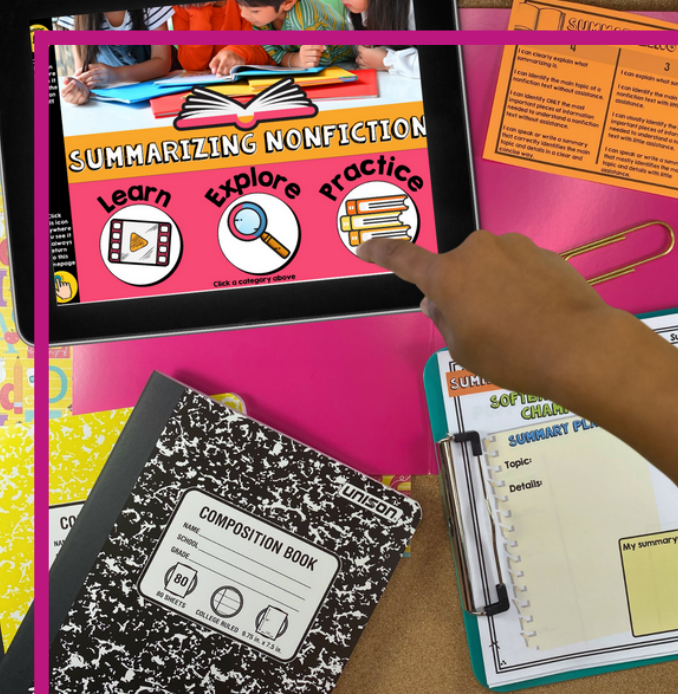
INSIDE THE MEMBERSHIP YOU'LL HAVE UNLIMITED ACCESS TO:

- ✓ The **entire growing LINKtivity® library** inside the Membership (LINKtivities for all content areas)
- ✓ ALL **future LINKtivities** to be added to the membership (new releases each month!)
- ✓ **Teacher guides** to help you set up each LINKtivity® successfully in your classroom
- ✓ **Student resources** that go along with each LINKtivity (printable OR digital)
- ✓ **Kid-friendly rubrics** and **answer keys** for each LINKtivity®

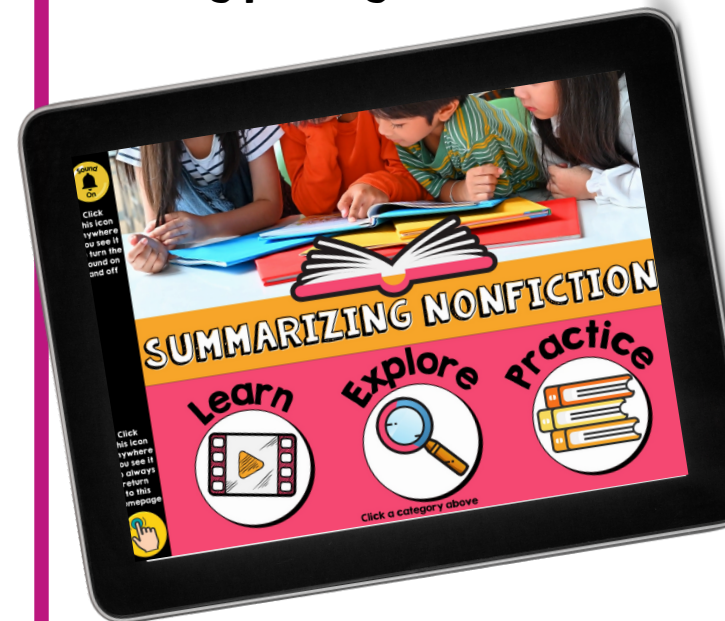


JOIN NOW





Inside the Summarizing Nonfiction LINKtivity® students will learn how to include just the most important details when summarizing nonfiction. They will learn a simple summarizing formula to help them develop their own summaries. Students will first view a short animated video clip, explore the skill as it is modeled to them, and then practice on their own with 3 additional reading passages.



More Sample Slides

INTERVIEW WITH A CHEF

Interviewer: Jillian Day

Interviewer (I): Thanks for agreeing to talk with us, Mr. Prichard. We've heard wonderful things about your new restaurant, Meringue, in San Francisco, California. What brought you to this area?

Chef Matthew (CM): Call me Chef Matthew. Thank you for interviewing me and your interest in my restaurant. I've always loved in San Francisco. Since childhood, I've admired the colorful homes lining the streets, the trolley rides through town, and the stunning Golden Gate Bridge. It's a beautiful city that inspires me to make beautiful food.

I Will you tell us about the menu at Meringue?

CM: Of course! As you know, meringue is made from whipped egg whites. It's the light and fluffy topping for many pies. And many items on our menu are simple, light, and delicious - just like meringue. So, that's where the name comes from. And the menu at Meringue is loaded with foods that nearly dissolve on your tongue like a wispy cloud.

INTERVIEW WITH A CHEF

SUMMARY PLAN

Topic: Chef Matthew Prichard has a new restaurant called Meringue in San Francisco, California.

Details:

1. The restaurant offers classic foods that are simple, light, and delicious.
2. The city of San Francisco inspires Chef Matthew's menu which includes amazing foods such as salad, lobster, and desserts.
3. All of the food that Chef Matthew cooks is connected to sights of the city.
4. The restaurant's official grand opening is in a month.

Now it's YOUR turn! Click the to practice summarizing other nonfiction texts!

My summary: In this "Interview with a Chef," Jillian Day speaks with Chef Matthew Prichard as he describes Meringue, his new restaurant in the San Francisco area. Chef Matthew explains that his restaurant offers classic foods that are simple, light, and delicious. The menu includes amazing foods such as salad, lobster, and dessert. All of these foods are inspired by the sights of San Francisco. Everyone is encouraged to try the wonderful food at the grand opening next month.

SAAC SUMMARY STARTER

S State the type of writing, article, book... AND the title

A Author's name

A Action word (explain, teach, compare, convince...)

C Complete your summary starter by including your main topic.

Now it's time to summarize what I've learned. I created a summary plan and used the SAAC summary starter to help me write my summary. Check it out with me!

PRACTICE

Click on a passage to practice this new skill.

DAILY NEWS
SOFTBALL STATE CHAMPS!

OLD GLORY

GARDENING ENTHUSIASTS
The Garden-Toppers Magazine
From Weekend to Table
Gardening For All
Spraying Hobby

OLD GLORY

By: Charles Keen

The American flag, also known as "Old Glory" or "The Stars & Stripes," has an interesting history. Early colonists first used the British flag, but then they decided they needed a new flag to show they were separate from England.

DAILY NEWS

World • Business • Finance • Lifestyle • Travel • Sport • Weather

6.2.2021

SOFTBALL STATE CHAMPS!

LOCAL GIRLS SOFTBALL TEAM WINS STATE

River Valley, NJ - The River Valley Girls' Softball All-Stars won the State Championship on Monday evening, May 31, 2021. The team included 4 and 10-year-olds: Macy Hicks, Laura Jones, Meg Taylor, Lucy Reese, Tabitha Hendricks, Priyanka Patel, Angie Leak, Kim Rogers, and Monica Lozenby. They were led by area All-Star coaches Tracy Wood and Veronica Mitchem.

The softball team had a dream of winning the State Championship from the beginning. Coach Wood said, "We've believed in this team every day. We knew these girls were talented, super athletic, and special. And we were right!"

Article by: Kelsey Creamer

The softball all-stars win championship on Monday.

Please Tabitha Hendricks did right! Lead the game by bringing in 4 runs.

The girls were losing late in the final championship game. They were down two runs in the bottom of the ninth inning. Their home crowd fans were on the edge of their seats, hoping for the best. Many of the parents shared how nervous they were. Things weren't looking good.

But with two outs already on the scoreboard, pitcher Tabitha Hendricks hit a grand slam, raking in four amazing runs. River Valley beat Mountain View with a score of 5-3. The home crowd erupted with joy and stormed the field!

If you'd like to meet our new State Champs and celebrate their victory, stop by the River Valley Community Center this Sunday 100 - 3:00 PM. Refreshments will be served. Best of all, the team will be autographing State Championship posters. The trophy will also be on display. This is the first time in River Valley history that a girls' All-Star team has won State.

CONGRATULATIONS TO THESE TALENTED YOUNG LADIES!!!

Click on to choose another story.

THE END

GARDENING FOR ALL

Growing a garden can be rewarding for individuals of all ages who live in a variety of places. The project requires hard work and responsibility, but the benefits are often edible and nutritious, which is why so many people enjoy gardening.

I ❤️ Gardening

Elderly people sometimes like to garden because it helps them pass the time. If they are retired, they no longer go to work. So, they plant seeds, keep everything watered, and harvest fully grown plants with vegetables, fruits, and more. The extra time in their lives gives them necessary hours it takes to have a large, successful garden. Plus, it keeps older adults active in the fresh air.

Even city dwellers are beginning to grow gardens on their small porches and balconies. You don't have to live in the country or have a huge backyard in the suburbs to have a garden of your own. Hanging tomato plants and wall herb gardens are popular for people with smaller properties like apartments and town houses.

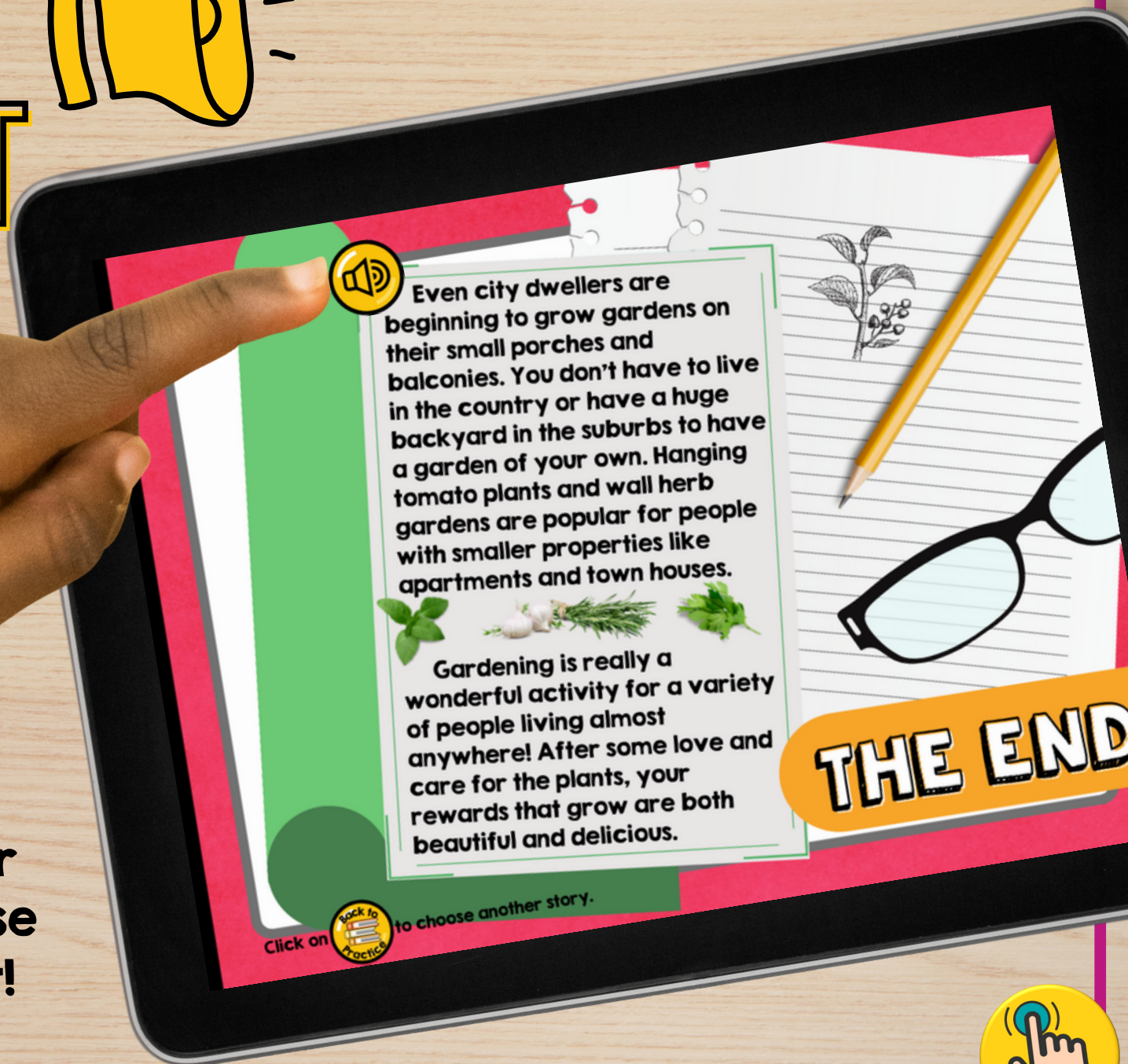

Gardening is really a wonderful activity for a variety of people living almost anywhere! After some love and care for the plants, your rewards that grow are both beautiful and delicious.

Click on to choose another story.

THE END

This LINKtivity is provided with

AUDIO SUPPORT



Even city dwellers are beginning to grow gardens on their small porches and balconies. You don't have to live in the country or have a huge backyard in the suburbs to have a garden of your own. Hanging tomato plants and wall herb gardens are popular for people with smaller properties like apartments and town houses.



Gardening is really a wonderful activity for a variety of people living almost anywhere! After some love and care for the plants, your rewards that grow are both beautiful and delicious.

Click on  to choose another story.

THE END

Perfect for English language learners or students who could use a little extra support!



Printable & Digital Student Recording Sheet

Printable Recording Sheet for LINKtivity

SUMMARIZING NONFICTION

SOFTBALL STATE CHAMPS!

SUMMARY PLAN

Topic:

Details:

SAAC SUMMARY STARTER

After reading each text, summarize what you've learned. Create a summary plan and be sure to include a SAAC summary starter when writing your summary.

S State the type of writing (article, book...) AND the title

A Author's name

A Action word (explain, teach, compare, convince...)

C Complete your summary starter by including your main topic.

My summary:

SUMMARIZING NONFICTION

Summarizing is ...

SOFTBALL STATE CHAMPS!

SUMMARY PLAN

Topic:

Details:

After reading each text, summarize what you've learned. Create a summary plan and be sure to include a SAAC summary starter when writing your summary.

S State the type of writing (article, book...) AND the title

A Author's name

A Action word (explain, teach, compare, convince...)

C Complete your summary starter by including your main topic.

My summary:

Digital Recording Sheet for LINKtivity in Google Slides

SUMMARIZING NONFICTION

SUMMARY PLAN

Topic:

Details:

SAAC SUMMARY STARTER

After reading, summarize what you've learned. Create a summary plan and be sure to include a SAAC summary starter when writing your summary.

S State the type of writing (article, book...) AND the title

A Author's name

A Action word (explain, teach, compare, convince...)

C Complete your summary starter by including your main topic.

My summary:

SUMMARIZING NONFICTION

SUMMARY PLAN

Topic:

Details:

SAAC SUMMARY STARTER

After reading, summarize what you've learned. Create a summary plan and be sure to include a SAAC summary starter when writing your summary.

S State the type of writing (article, book...) AND the title

A Author's name

A Action word (explain, teach, compare, convince...)

C Complete your summary starter by including your main topic.

My summary:



PLUS: a recording sheet to use with ANY text! (printable or digital)

SUMMARIZING NONFICTION Student:

4	3	2	1
I can clearly explain what summarizing is.	I can explain what summarizing is.	I can somewhat explain what summarizing is.	I struggle to explain what summarizing is.
I can identify the main topic of a nonfiction text without assistance.	I can identify the main topic of a nonfiction text with little assistance.	I can sometimes identify the main topic of a nonfiction text with heavy assistance.	I struggle to identify the main topic and details, and often focus my attention on extra details that aren't important.
I can identify ONLY the most important pieces of information needed to understand a nonfiction text without assistance.	I can usually identify the most important pieces of information needed to understand a nonfiction text with little assistance.	I can sometimes identify the most important pieces of information, but sometimes include extra details, even with assistance.	I struggle to identify the main topic and details, and often focus my attention on extra details that aren't important.
I can speak or write a summary that correctly identifies the main topic and details in a clear and concise way.	I can speak or write a summary that mostly identifies the main topic and details with little assistance.	I need heavy assistance to speak or write a summary that includes the main topic and details.	

SUMMARIZING NONFICTION Student:

4	3	2	1
I can clearly explain what summarizing is.	I can explain what summarizing is.	I can somewhat explain what summarizing is.	I struggle to explain what summarizing is.
I can identify the main topic of a nonfiction text without assistance.	I can identify the main topic of a nonfiction text with little assistance.	I can sometimes identify the main topic of a nonfiction text with heavy assistance.	I struggle to identify the main topic and details, and often focus my attention on extra details that aren't important.
I can identify ONLY the most important pieces of information needed to understand a nonfiction text without assistance.	I can usually identify the most important pieces of information needed to understand a nonfiction text with little assistance.	I can sometimes identify the most important pieces of information, but sometimes include extra details, even with assistance.	I struggle to identify the main topic and details, and often focus my attention on extra details that aren't important.
I can speak or write a summary that correctly identifies the main topic and details in a clear and concise way.	I can speak or write a summary that mostly identifies the main topic and details with little assistance.	I need heavy assistance to speak or write a summary that includes the main topic and details.	

SUMMARY PLAN

Topic: **History of the American flag**

Details:

- Colonists wanted a new flag to show their independence
- Betsy Ross was asked to sew the first flag
- It had 13 red and white stripes to represent the original 13 colonies
- It also had 13 stars to represent the colonies
- The flag continued to add stars as the US gained more states, today it has 50 stars

My summary:

In the book, *Old Glory*, author Charles Keen explains the history of the American flag. As a new country, colonists wanted a new flag to show their independence from England. So, Betsy Ross was asked to sew the first flag. It had 13 red and white stripes to represent the original 13 colonies. Over time, the flag represented the colonies. Over time, the flag continued to add stars as the US gained more states. Today it has 50 stars.

HISTORY OF THE AMERICAN FLAG

Answer Key & Rubric

