

# MILTON HERSHEY



Biography of: Include an illustration

**BIO SNAPSHOT**  
List several facts about this person:

**CONTRIBUTIONS & ACHIEVEMENTS**  
List several contributions and achievements of this person:

**QUOTES**  
Choose one quote said by this person and write it below:

**LNK**  **tivity**  
Interactive Learning Guides

# WAIT!


Thank you for considering this LINKtivity for your classroom, but before you make a decision - you should know that you can get **access to this LINKtivity + PLUS our entire library** for about the same price as a single LINKtivity!

The results are in: **Teachers LOVE LINKtivities...** and want more! So, we've made it SUPER easy and cost effective for you to access any and ALL of our LINKtivities inside our LINKtivity Learning membership option! Instead of purchasing just ONE LINKtivity - why not get access to ALL of them... for about the SAME PRICE!




## INSIDE THE MEMBERSHIP YOU'LL HAVE UNLIMITED ACCESS TO:

- ✓ The **entire growing LINKtivity® library** inside the Membership (LINKtivities for all content areas)
- ✓ ALL **future LINKtivities** to be added to the membership (new releases each month!)
- ✓ **Teacher guides** to help you set up each LINKtivity® successfully in your classroom
- ✓ **Student resources** that go along with each LINKtivity (printable OR digital)
- ✓ **Kid-friendly rubrics** and **answer keys** for each LINKtivity®



**JOIN NOW**





**Milton Hershey was an American entrepreneur who founded The Hershey Company, revolutionizing the chocolate industry. He introduced affordable milk chocolate and established the renowned Milton Hershey School for underprivileged children, leaving a lasting legacy. In this Mini-Biography on Milton Hershey students will learn about his early start as an entrepreneur, his accomplishments and achievements, and his lasting legacy.**



# More Sample Slides



## Milton Hershey

Click each category below to learn more

**BIO SNAPSHOT**

**CONTRIBUTIONS & ACHIEVEMENTS**

**QUOTES & PHOTOS**

Credits & Sources

### Childhood

#### BIO SNAPSHOT

Milton Snavely Hershey was born on September 13, 1857, in a farmhouse in Derry Township, Pennsylvania. His parents were named Henry and Fanny Hershey. His childhood was full of ups and down. His family didn't have a lot of money, so Milton had to start working when he was young. Even as a kid, Milton loved to come up with ideas and make things. He even tried selling his own candies and delivering newspapers.


### A Sweet Passion

Hershey attended several schools but struggled academically and did not graduate from high school. At the age of 14, he worked as an apprentice to a confectioner (candy maker) named Joseph Royer. During his apprenticeship, Hershey learned the art of candy making and developed a passion for it. After completing his apprenticeship, Hershey started his own candy business in Philadelphia in 1876. However, the business failed, and he moved to New York City, where he worked in various confectionery shops and gained more experience.

### Hershey Chocolates

In 1883, Milton Hershey started making tasty caramel candies, and people loved them! But Hershey's interest shifted to chocolate-making after attending the 1893 World's Columbian Exposition in Chicago. Inspired by the possibilities, he sold his caramel company and decided to make chocolate instead. In 1905, he started the Hershey Chocolate Company, which we know today as The Hershey Company. Milton Hershey changed the chocolate industry with his innovative ideas and delicious chocolate.

Click the video icon to learn more



Click the < and > to see quotes.

**QUOTES & PHOTOS**

If we had helped a hundred children it would have all been worthwhile.








Click each lightbulb below to learn about this figure's contributions and achievements.

#### CONTRIBUTIONS & ACHIEVEMENTS


Milton Hershey not only created delicious chocolates but also built a whole town called Hershey, Pennsylvania. He wanted to make a special place for his chocolate factory workers and their families to live. Hershey planned and designed the town to have everything people needed. There were houses, schools, parks, and even a zoo! He wanted his workers to have a good life and enjoy living there. One of the most famous things in the town is Hershey Park, an amusement park with exciting rides and fun attractions. It's a place where families can have a great time together. The town of Hershey still exists today and is known as the "Sweetest Place on Earth." It's a wonderful community that celebrates chocolate and brings joy to people from all over the world.



Click each lightbulb below to learn about this figure's contributions and achievements.

#### CONTRIBUTIONS & ACHIEVEMENTS

Milton Hershey and his wife (Catherine "Kitty" Hershey) established the Milton Hershey School in 1909, a residential school for orphaned boys. When asked why he started the school, Milton always gave credit to Kitty for the idea. In addition, he established the M.S. Hershey Foundation, dedicated to supporting education, healthcare, and other important causes. The Hersheys' generous contributions made a tremendous impact on the lives of countless children and their families.



Click the < and > to see quotes.

**QUOTES & PHOTOS**

If I rest, I'll rust.









This LINKtivity is provided with

# AUDIO SUPPORT



**Perfect for English  
language learners or  
students who could use  
a little extra support!**



# Student & Teacher Resources

## Recording Sheet for LINKtivity

### Lesson Plan

#### LESSON

#### ESSENTIAL QUESTIONS:

What is a biography?  
Who is (specific person) and what makes him/her unique?



Note: This lesson plan can be used with any mini-biography LINKtivity.

#### Standards Covered

CCRA.R.10

#### Materials Needed

Biography LINKtivity®  
KWL student sheet  
Biography student sheet (optional)  
Chart paper/markers OR SMARTboard/Whiteboard

#### Teacher Preparation

Preview the mini-biography(ies) that you have selected for your students. Plan for how you will share the LINKtivity with students (ex. assign link in Google Classroom, prepare QR codes, etc). Prepare a KWL chart on chart paper or SMARTboard/whiteboard. Print the KWL and biography student sheets.

#### Lesson Introduction (5-10 min.)

- Introduce the essential questions.
- Introduce the person(s) your students will be exploring and provide each student with a **KWL student sheet**.
- **ASK:** What do you know about this person? What do you want to know about this person?
- Have students complete the first two columns of the chart. Note: If your whole class is exploring the same person, you can complete this chart together on a SMARTboard/whiteboard. If each student is completing a different person, have them complete a KWL for their specific person.

#### Lesson Activity (20 mins)


Have students complete a **Biography LINKtivity**, either one assigned to them or of their own selection. While navigating the LINKtivity, students have the option to complete the **biography student sheet**.


#### Optional Extension Activities

- Take virtual field trips to museums, historical sites, or places related to the person's life using a tool like Google Earth.
- Have students record a podcast episode about their person.
- Host a wax museum event where students dress up and take on the persona of their chosen individual to educate others.

#### Lesson Conclusion (2-5 min.)


Review essential questions and have students share their responses in light of what they have learned. Have students complete the final column of their KWL chart (what I learned).

Biography of: 

Include an illustration: 

**BIO SNAPSHOT**  
List several facts about this person:

**CONTRIBUTIONS & ACHIEVEMENTS**  
List several contributions and achievements of this person:

**QUOTES**  
Choose one quote said by this person and write it below:  
  
What this quote means to me:

What do you think was the biggest impact made by this person?

LINKtivity® Learning, 2023. ALL RIGHTS RESERVED.

Biography of: 

Insert an image: 

**BIO SNAPSHOT**  
List several facts about this person:

**CONTRIBUTIONS & ACHIEVEMENTS**  
List several contributions and achievements of this person:

**QUOTES**  
Choose one quote said by this person and write it below:  
  
What this quote means to me:

What do you think was the biggest impact made by this person?

Also available in Google Slides!

