

MICHELLE KWAN

A worksheet template for a biography. It includes a 'Biography of:' field with a person icon, a 'BIO SNAPSHOT' section with the instruction 'List several facts about this person:', a 'CONTRIBUTIONS & ACHIEVEMENTS' section with the instruction 'List several contributions and achievements of this person:', and a 'QUOTE' section with the instruction 'Choose one quote from this person and write it down.'

LNKtivity

Interactive Learning Guides

WAIT!

Thank you for considering this LINKtivity for your classroom, but before you make a decision - you should know that you can get **access to this LINKtivity + PLUS our entire library** for about the same price as a single LINKtivity!

The results are in: **Teachers LOVE LINKtivities...** and want more! So, we've made it SUPER easy and cost effective for you to access any and ALL of our LINKtivities inside our LINKtivity Learning membership option! Instead of purchasing just ONE LINKtivity - why not get access to ALL of them... for about the SAME PRICE!



INSIDE THE MEMBERSHIP YOU'LL HAVE UNLIMITED ACCESS TO:

- ✓ The **entire growing LINKtivity® library** inside the Membership (LINKtivities for all content areas)
- ✓ ALL **future LINKtivities** to be added to the membership (new releases each month!)
- ✓ **Teacher guides** to help you set up each LINKtivity® successfully in your classroom
- ✓ **Student resources** that go along with each LINKtivity (printable OR digital)
- ✓ **Kid-friendly rubrics** and **answer keys** for each LINKtivity®



JOIN NOW





Michelle Kwan is a retired American figure skater who is widely considered one of the greatest figure skaters in history. Today, she is an advocate for education and sports diplomacy, and continues to inspire young people around the world. In this Mini-Biography LINKtivity, students will learn about Kwan's early life as an ice skater as well as her current work as US ambassador to Belize.



More Sample Slides

Early Life

Michelle Kwan was born in Torrance, California in 1980. She is of Chinese-American and Hong Kong descent. At the age of five, inspired by her brother, Kwan began taking ice-skating lessons. She trained at the East West Ice Palace in Artesia, California.

Figure Skating Legend

Michelle Kwan is remembered as one of the greatest figure skaters of all time. She is a highly decorated skater with over 42 awards in the sport. She won nine World Figure Skating Championships, five U.S. Figure Skating Championships, and two Olympic medals, including a silver medal at the 1998 Winter Olympics and a bronze medal at the 2002 Winter Olympics. She even won the US Olympic Committee's Sportswoman of the Year award multiple times during her career.

Life After the Ice

After her retirement in 2005, she was inducted into the World Figure Skating Hall of Fame and the U.S. Figure Skating Hall of Fame. Since retiring, she has also worked for different charitable efforts and served as a U.S. Ambassador in Belize.

BIO SNAPSHOT





Click the video icon to learn more

CONTRIBUTIONS & ACHIEVEMENTS

Click each lightbulb below to learn about this figure's contributions and achievements.

Michelle Kwan is a former American figure skater who is widely considered to be one of the greatest figure skaters of all time. She is a two-time Olympic medalist, five-time World Champion, and nine-time U.S. National Champion. She is the most decorated figure skater in U.S. history and the only skater to win five World Championships. She is also the first Asian American to win a World Figure Skating title.



Michelle Kwan

Click each category below to learn more

BIO SNAPSHOT

CONTRIBUTIONS & ACHIEVEMENTS

QUOTES & PHOTOS



Click the < and > to see quotes.

QUOTES & PHOTOS

If you have nothing in life but a good friend, you're rich.



Click the < and > to see quotes.

QUOTES & PHOTOS



Don't focus on the negative things that can happen, just think about the positive things.



CONTRIBUTIONS & ACHIEVEMENTS

Click each lightbulb below to learn about this figure's contributions and achievements.

Michelle Kwan has won over 40 championships during her career. She was the first woman to land a triple-triple jump combination and the first woman to land a triple axel in competition.



This LINKtivity is provided with

AUDIO SUPPORT



Perfect for English
language learners or
students who could use
a little extra support!

The tablet screen shows an interactive interface with the following elements:

- Top Left:** A yellow circular icon with a speaker and sound waves, labeled "Sound On".
- Top Center:** A yellow circular icon with a speaker and sound waves, followed by the text: "Click each lightbulb below to learn about this figure's contributions and achievements."
- Top Right:** A pink banner with a lightbulb icon and the text: "CONTRIBUTIONS ACHIEVEMENT".
- Center:** Three yellow lightbulb icons arranged vertically. The middle one has a yellow arrow pointing to the right.
- Right Side:** A text box containing the text: "Michelle Kwan has won over 40 championships during her career. She was the first woman to land a triple-triple jump combination and the first woman to land a triple axel in competition." Below the text is a photograph of Michelle Kwan performing a jump on an ice rink. The photo has a white border and contains the text "m U.S. Figure" and "Los Angeles,".
- Bottom Left:** A yellow circular icon with a hand pointing at a screen.
- Bottom Right:** A yellow circular icon with a hand pointing at a screen.



Student & Teacher Resources

Recording Sheet for LINKtivity

Lesson Plan

LESSON

ESSENTIAL QUESTIONS:

What is a biography?
Who is (specific person) and what makes him/her unique?



Note: This lesson plan can be used with any mini-biography LINKtivity.

Standards Covered

CCRA.R.10

Materials Needed

Biography LINKtivity®
KWL student sheet
Biography student sheet (optional)
Chart paper/markers OR SMARTboard/Whiteboard

Teacher Preparation

Preview the mini-biography(ies) that you have selected for your students. Plan for how you will share the LINKtivity with students (ex. assign link in Google Classroom, prepare QR codes, etc). Prepare a KWL chart on chart paper or SMARTboard/whiteboard. Print the KWL and biography student sheets.

Lesson Introduction (5-10 min.)

- Introduce the essential questions.
- Introduce the person(s) your students will be exploring and provide each student with a **KWL student sheet**.
- **ASK:** What do you know about this person? What do you want to know about this person?
- Have students complete the first two columns of the chart. Note: If your whole class is exploring the same person, you can complete this chart together on a SMARTboard/whiteboard. If each student is completing a different person, have them complete a KWL for their specific person.

Lesson Activity (20 mins)

Have students complete a **Biography LINKtivity**, either one assigned to them or of their own selection. While navigating the LINKtivity, students have the option to complete the **biography student sheet**.

Optional Extension Activities

- Take virtual field trips to museums, historical sites, or places related to the person's life using a tool like Google Earth.
- Have students record a podcast episode about their person.
- Host a wax museum event where students dress up and take on the persona of their chosen individual to educate others.

Lesson Conclusion (2-5 min.)

Review essential questions and have students share their responses in light of what they have learned. Have students complete the final column of their KWL chart (what I learned).

Biography of:

Include an illustration:

BIO SNAPSHOT
List several facts about this person:

CONTRIBUTIONS & ACHIEVEMENTS
List several contributions and achievements of this person:

QUOTES
Choose one quote said by this person and write it below:

What this quote means to me:

What do you think was the biggest impact made by this person?

LINKtivity® Learning, 2023. ALL RIGHTS RESERVED.

Biography of:

Insert an image:

BIO SNAPSHOT
List several facts about this person:

CONTRIBUTIONS & ACHIEVEMENTS
List several contributions and achievements of this person:

QUOTES
Choose one quote said by this person and write it below:

What this quote means to me:

What do you think was the biggest impact made by this person?

LINKtivity® Learning, 2023. ALL RIGHTS RESERVED.

Also available in Google Slides!

