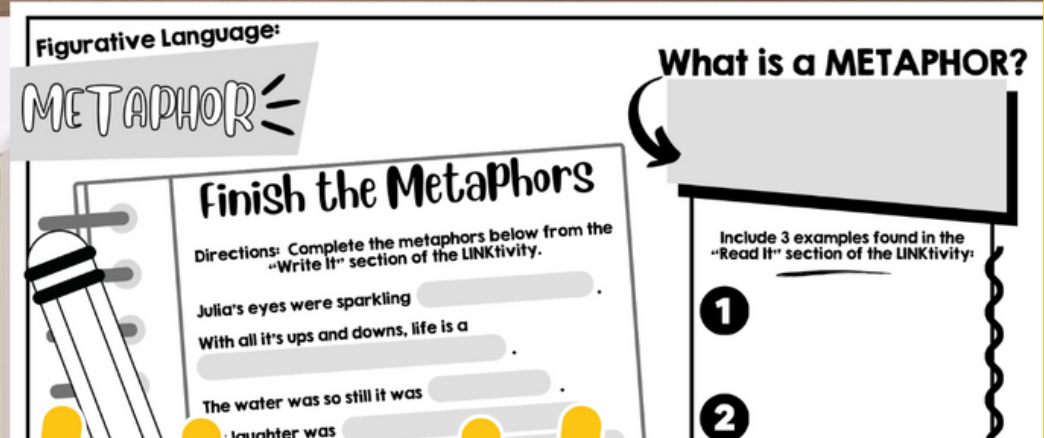


# METAPHOR



**LINKtivity**  
Interactive Learning Guides

# WAIT!


Thank you for considering this LINKtivity for your classroom, but before you make a decision - you should know that you can get **access to this LINKtivity + PLUS our entire library** for about the same price as a single LINKtivity!

The results are in: **Teachers LOVE LINKtivities...** and want more! So, we've made it SUPER easy and cost effective for you to access any and ALL of our LINKtivities inside our LINKtivity Learning membership option! Instead of purchasing just ONE LINKtivity - why not get access to ALL of them... for about the SAME PRICE!



## INSIDE THE MEMBERSHIP YOU'LL HAVE UNLIMITED ACCESS TO:

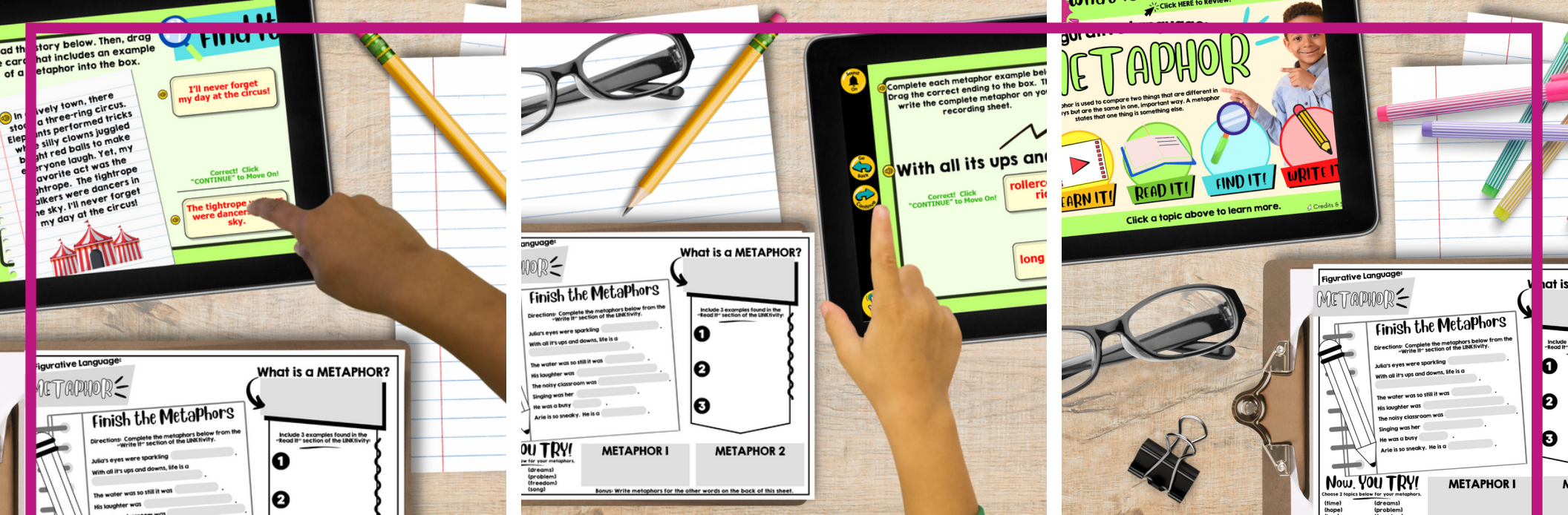
- ✓ The **entire growing LINKtivity® library** inside the Membership (LINKtivities for all content areas)
- ✓ ALL **future LINKtivities** to be added to the membership (new releases each month!)
- ✓ **Teacher guides** to help you set up each LINKtivity® successfully in your classroom
- ✓ **Student resources** that go along with each LINKtivity (printable OR digital)
- ✓ **Kid-friendly rubrics** and **answer keys** for each LINKtivity®



# JOIN NOW








Discover an engaging and effective way to teach figurative language skills with our LINKtivity series on Figurative Language, focusing specifically on Metaphors. In the LEARN category, students will effortlessly grasp the concept of a metaphor through a kid-friendly video that models its use. Moving to the READ category, students will explore various examples of basic metaphors, gaining insights into their meanings. Transitioning to the FIND category, students will dive into short stories, honing their ability to identify metaphors within passages. Finally, in the WRITE category, students will apply their newfound knowledge by crafting their own metaphors through guided practice. This interactive LINKtivity is a perfect addition to morning work, literacy centers, and independent practice, making the learning process both enjoyable and effective for students.





# More Sample Slides



A **metaphor** is used to compare two things that are different in most ways but are the same in one, important way. A metaphor **states that one thing is something else.**

Credit: LINKtivity Learning




Jada's smile is a warm ray of sunshine.

Credit: LINKtivity Learning

**Read It!**

Read the metaphor example on each card. Then, click the card to flip it over and explore each metaphor.

 <p>Standing tall and strong, the mountains were towers around the town.</p>	 <p>Each evening, the sky becomes an artist's canvas.</p>	 <p>Each lesson at school is a piece in the puzzle of learning.</p>	 <p>Each new day is a treasure hunt.</p>
 <p>Your imagination is your superpower!</p>	 <p>Tired from the long week, her energy was a flashlight with a dead battery.</p>	 <p>The classroom is a beehive.</p>	 <p>The city is a playground of opportunities.</p>

**Now, YOU TRY!**

Click HERE to read some more metaphors and determine their meanings!

**Read It!**

Read the metaphor below. Drag the real meaning of the metaphor into the box.

**Memories are photographs in time.**

Pictures help us capture special moments.

Correct! Click "CONTINUE" to Move On!

Memories are a big part of life.

Memories can be printed off like photos.

**Write It!**

Complete each metaphor example below. Drag the correct ending to the box. Then, write the complete metaphor on your recording sheet.

**Julia's eyes were sparkling**

drag card here

bells diamonds music

CLICK HERE to Check Your Answer

**Find It!**

Read the story below. Then, drag the card that includes an example of a metaphor into the box.

One Saturday, a group of friends embarked on an exciting hike in the woods. The towering trees dropped their leaves in the breeze. As they ventured deeper, the forest floor was a carpet of fallen leaves. Along the way, they discovered hidden critters, like busy ants and colorful butterflies, turning their hike into an amazing journey.

The towering trees dropped their leaves in the breeze.

The forest floor was a carpet of fallen leaves.

drag card here

CLICK HERE to Check Your Answer

**Write It!**

Complete each metaphor example below. Drag the correct ending to the box. Then, write the complete metaphor on your recording sheet.

**With all its ups and downs, life is a**

Correct! Click "CONTINUE" to Move On!

rollercoaster ride

long journey porch swing

**Read It!**

Read the metaphor example on each card. Then, click the card to flip it over and explore each metaphor.

 <p>Standing tall and strong, the mountains were towers around the town.</p>	 <p>Each evening, the sky becomes an artist's canvas.</p>	 <p>Each lesson at school is a piece in the puzzle of learning.</p>	 <p>Each new day is a treasure hunt.</p>
 <p>Your imagination is your superpower!</p>	 <p>Tired from the long week, her energy was a flashlight with a dead battery.</p>	 <p>The classroom is a beehive.</p>	 <p>The city is a playground of opportunities.</p>

**Now, YOU TRY!**

Click HERE to read some more metaphors and determine their meanings!

**Find It!**

Read the story below. Then, drag the card that includes an example of a metaphor into the box.

On a crisp weekend, a group of adventurous friends set off on a camping trip in the great outdoors. They pitched colorful tents under a canopy of twinkling stars. Their campsite was a cozy nest in the wilderness. As the evening unfolded, they gathered around a crackling campfire. They shared stories and roasted marshmallows until the air was filled with laughter and the sweet scent of s'mores.

As the evening unfolded, they gathered around a crackling campfire.

Correct! Click "CONTINUE" to Move On!


Their campsite was a cozy nest.



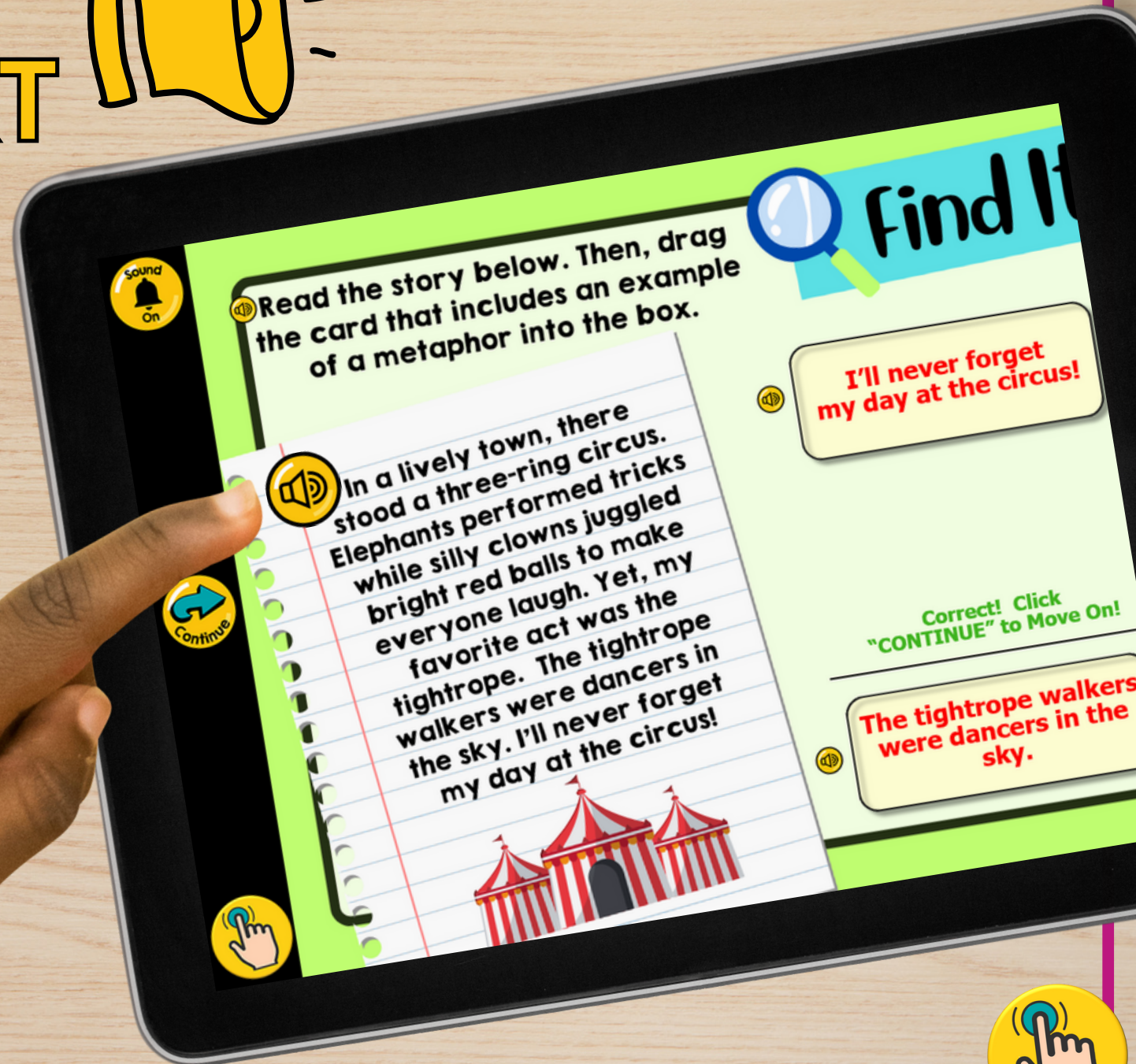


This LINKtivity is provided with

# AUDIO SUPPORT



Perfect for English  
language learners  
or students who  
could use a little  
extra support!





# Teacher & Student Resources

## Teacher Lesson Plan

## Recording Sheet (printable or digital)

### LESSON

**ESSENTIAL QUESTIONS:**  
What is a metaphor?  
How do authors use metaphors in their writing?

**Standards Covered**  
L.3.3, L.3.5, L.3.5a,  
RL.3.4, L.4.3, L.4.5,  
L.5.5, L.5.5a, RL.5.4

**Materials Needed**  
Metaphors LINKivity®  
Metaphors Student Recording Sheet (optional)  
Chart Paper and Markers or SmartBoard  
Metaphor poster

**Teacher Preparation**  
Preview the Metaphors LINKivity® and plan for how you will share the LINKivity with students (ex. assign link in Google Classroom, prepare QR codes, etc)  
Make copies of the recording sheet (optional).  
Prepare an anchor chart/slide with a few examples of metaphors written on it (ex. Her smile was a ray of sunshine.)  
Print off the Metaphor poster. Laminat

**Figurative Language:**  
**METAPHOR**

### Finish the Metaphors

Directions: Complete the metaphors below from the "Write It" section of the LINKivity.

Julia's eyes were sparkling  
With all it's ups and downs, life is a  
The water was so still it was  
His laughter was  
The noisy classroom was  
He is a

**Figurative Language:**  
**METAPHOR**

### Finish the Metaphors

Directions: Complete the metaphors below from the "Write It" section of the LINKivity.

Julia's eyes were sparkling  
With all it's ups and downs, life is a  
The water was so still it was  
His laughter was  
The noisy classroom was  
Singing was her  
He was a busy  
Arie is so sneaky. He is a

**Now, YOU TRY!**  
Choose 2 topics below for your metaphors.

**METAPHOR 1** **METAPHOR 2**

- Lesson Introduction (5-10 min.)**
- Introduce the essential question, and if needed, review the concept of figurative language.
  - Display your anchor chart/slide with metaphor examples on it. Read each sentence with students.
  - ASK: What is this sentence trying to say? What two things are being compared? Each sentence is really saying, and the imagery the words create.
  - Use the poster to introduce metaphor.
  - Watch the "Learn It" video as a class. can be found in the LINKivity®, or by clicking here.
  - Make sure students have a clear understanding about metaphors.
- Lesson Conclusion (2-5 min.)**  
Review essential questions and how they have learned.

# Metaphors

A **metaphor** is used to compare two things that are different in most ways but are the same in one, important way. A metaphor states that one thing is something else.



Memories are photographs in time.

Classroom Poster

**Figurative Language:**  
**METAPHOR**

### Answer Key

### Finish the Metaphors

Directions: Complete the metaphors below from the "Write It" section of the LINKivity.

Julia's eyes were sparkling **diamonds**  
With all it's ups and downs, life is a **rollercoaster ride**  
The water was so still it was **glass**  
His laughter was **a musical symphony**  
The noisy classroom was **a three-ring circus**  
Singing was her **hidden treasure**  
He was a busy **bee**  
Arie is so sneaky. He is a **fox**

**Now, YOU TRY!**  
Choose 2 topics below for your metaphors.

**METAPHOR 1** **METAPHOR 2**

**Metaphors will vary**

Student:			
4	3	2	1
I can clearly explain what a metaphor is.	I can explain what a metaphor is.	I can somewhat explain what a metaphor is.	I struggle to explain what a metaphor is.
I can identify metaphors in my reading and writing without assistance.	I can identify metaphors in my reading and writing with little assistance.	I can identify metaphors in my reading and writing with assistance.	I have hard time identifying metaphors in my reading and writing, even with assistance.
I can come up with my own metaphors without assistance and use them effectively in my writing to create mental images for the reader.	I can come up with my own metaphors in my writing to create mental images for the reader with little assistance.	I can sometimes come up with my own metaphors to create mental images for the reader with assistance.	I am unable to come up with my own metaphors.

Answer Key & Rubric

