

MARIA TALLCHIEF

Biography of: _____

Include an illustration: _____

BIO SNAPSHOT
List several facts about this person:

CONTRIBUTIONS & ACHIEVEMENTS
List contributions and achievements of this person:

QUOTES
Choose one quote said by this person and write it below:



LNK  **tivity**
Interactive Learning Guides

WAIT!

Thank you for considering this LINKtivity for your classroom, but before you make a decision - you should know that you can get **access to this LINKtivity + PLUS our entire library** for about the same price as a single LINKtivity!

The results are in: **Teachers LOVE LINKtivities...** and want more! So, we've made it SUPER easy and cost effective for you to access any and ALL of our LINKtivities inside our LINKtivity Learning membership option! Instead of purchasing just ONE LINKtivity - why not get access to ALL of them... for about the SAME PRICE!




INSIDE THE MEMBERSHIP YOU'LL HAVE UNLIMITED ACCESS TO:

- ✓ The **entire growing LINKtivity® library** inside the Membership (LINKtivities for all content areas)
- ✓ ALL **future LINKtivities** to be added to the membership (new releases each month!)
- ✓ **Teacher guides** to help you set up each LINKtivity® successfully in your classroom
- ✓ **Student resources** that go along with each LINKtivity (printable OR digital)
- ✓ **Kid-friendly rubrics** and **answer keys** for each LINKtivity®



JOIN NOW





Maria Tallchief was a renowned American ballerina of Osage ancestry, born in 1925 in Oklahoma. She is widely considered one of the greatest American ballerinas of all time, known for her technical precision, graceful movements, and captivating stage presence. In this Mini-Biography LINKtivity, students will learn how Tallchief's talent and determinations made her the first Native American dancer, leaving behind a legacy that continues to inspire and influence dancers around the world.



More Sample Slides



Maria Tallchief

Click each category below to learn more

- BIO SNAPSHOT
- CONTRIBUTIONS & ACHIEVEMENTS
- QUOTES & PHOTOS

Click the < and > to see quotes.

“ Dance from your heart and love your music, and the audience will love you in return. ”

QUOTES & PHOTOS



Early Life

Maria Tallchief was born on an Osage Indian Reservation in Fairfax, Oklahoma on January 24, 1925. She was of North American Indian and Scotch-Irish descent. She began dancing at only three years old.


1940s

Tallchief joined the Ballet Russe de Monte Carlo in 1942. She was known for her technique, energy, and agility. She attracted the attention of choreographer George Balanchine. Then in 1946, Balanchine co-founded what would later become the New York City Ballet.

Leading Lady

Two of Tallchief's most famous roles (The Firebird and The Nutcracker) made her a beloved ballerina. Balanchine quickly made Tallchief the company's first prima ballerina, or leading lady of the ballet. Tallchief is considered America's first prima ballerina. Because of this, in 1996, she was inducted into the National Women's Hall of Fame.


BIO SNAPSHOT



Click the video icon to learn more

Click each lightbulb below to learn about this figure's contributions and achievements.

CONTRIBUTIONS & ACHIEVEMENTS




Tallchief received a National Medal of Arts for her accomplishments as a ballerina. Tallchief also received a Kennedy Center Honor for lifetime achievements in 1996.

Click each lightbulb below to learn about this figure's contributions and achievements.

CONTRIBUTIONS & ACHIEVEMENTS

Maria Tallchief is the first Native American dancer to ever hold the rank of prima ballerina. She is considered America's first prima ballerina (or leading lady) for any major ballet company such as the New York City Ballet. She is known for her performances with the New York City Ballet, where she danced from 1948 to 1965. One of her most famous roles was in The Firebird and received international recognition.



Click the < and > to see quotes.

“ A ballerina takes steps given to her and makes them her own. Each individual brings something different to the same role. ”

QUOTES & PHOTOS



This LINKtivity is provided with

AUDIO SUPPORT



Perfect for English
language learners or
students who could use
a little extra support!



Student & Teacher Resources

Recording Sheet for LINKtivity

Lesson Plan

LESSON

ESSENTIAL QUESTIONS:

What is a biography?
Who is (specific person) and what makes him/her unique?



Note: This lesson plan can be used with any mini-biography LINKtivity.

Standards Covered

CCRA.R.10

Materials Needed

Biography LINKtivity®
KWL student sheet
Biography student sheet (optional)
Chart paper/markers OR SMARTboard/Whiteboard

Teacher Preparation

Preview the mini-biography(ies) that you have selected for your students. Plan for how you will share the LINKtivity with students (ex. assign link in Google Classroom, prepare QR codes, etc). Prepare a KWL chart on chart paper or SMARTboard/whiteboard. Print the KWL and biography student sheets.

Lesson Introduction (5-10 min.)

- Introduce the essential questions.
- Introduce the person(s) your students will be exploring and provide each student with a **KWL student sheet**.
- **ASK:** What do you know about this person? What do you want to know about this person?
- Have students complete the first two columns of the chart. Note: If your whole class is exploring the same person, you can complete this chart together on a SMARTboard/whiteboard. If each student is completing a different person, have them complete a KWL for their specific person.

Lesson Activity (20 mins)

Have students complete a **Biography LINKtivity**, either one assigned to them or of their own selection. While navigating the LINKtivity, students have the option to complete the **biography student sheet**.

Optional Extension Activities

- Take virtual field trips to museums, historical sites, or places related to the person's life using a tool like Google Earth.
- Have students record a podcast episode about their person.
- Host a wax museum event where students dress up and take on the persona of their chosen individual to educate others.

Lesson Conclusion (2-5 min.)

Review essential questions and have students share their responses in light of what they have learned. Have students complete the final column of their KWL chart (what I learned).

Biography of: _____

Include an illustration:

BIO SNAPSHOT
List several facts about this person:

CONTRIBUTIONS & ACHIEVEMENTS
List several contributions and achievements of this person:

QUOTES
Choose one quote said by this person and write it below:

What this quote means to me:

What do you think was the biggest impact made by this person?

LINKtivity® Learning, 2023. ALL RIGHTS RESERVED

Biography of: _____

Insert an image:

BIO SNAPSHOT
List several facts about this person:

CONTRIBUTIONS & ACHIEVEMENTS
List several contributions and achievements of this person:

QUOTES
Choose one quote said by this person and write it below:

What this quote means to me:

What do you think was the biggest impact made by this person?

Also available in Google Slides!

