

# JANE GOODALL



...ography of:

Include an illustration:

**CONTRIBUTIONS & ACHIEVEMENTS**  
List several contributions and achievements of this person:

**QUOTES**  
Choose one quote said by this person and write it below:

**LNK**  **tivity**  
Interactive Learning Guides

# WAIT!

Thank you for considering this LINKtivity for your classroom, but before you make a decision - you should know that you can get **access to this LINKtivity + PLUS our entire library** for about the same price as a single LINKtivity!

The results are in: **Teachers LOVE LINKtivities...** and want more! So, we've made it SUPER easy and cost effective for you to access any and ALL of our LINKtivities inside our LINKtivity Learning membership option! Instead of purchasing just ONE LINKtivity - why not get access to ALL of them... for about the SAME PRICE!




## INSIDE THE MEMBERSHIP YOU'LL HAVE UNLIMITED ACCESS TO:

- ✓ The **entire growing LINKtivity® library** inside the Membership (LINKtivities for all content areas)
- ✓ ALL **future LINKtivities** to be added to the membership (new releases each month!)
- ✓ **Teacher guides** to help you set up each LINKtivity® successfully in your classroom
- ✓ **Student resources** that go along with each LINKtivity (printable OR digital)
- ✓ **Kid-friendly rubrics** and **answer keys** for each LINKtivity®

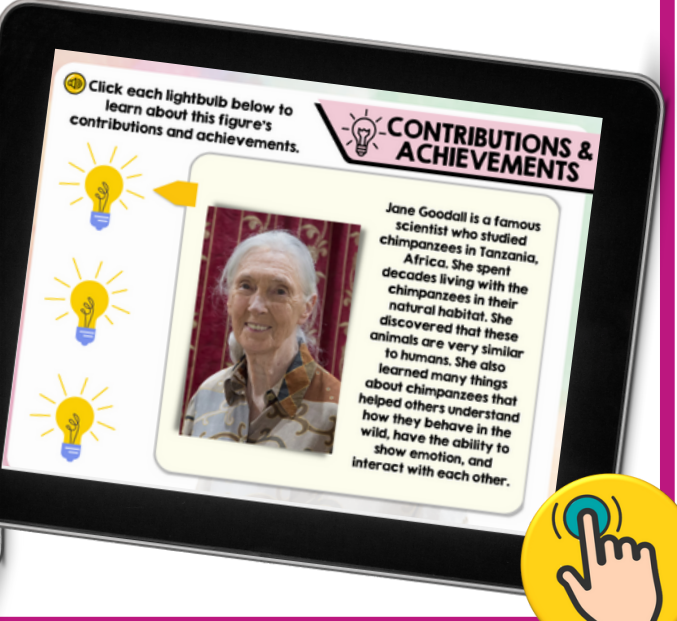
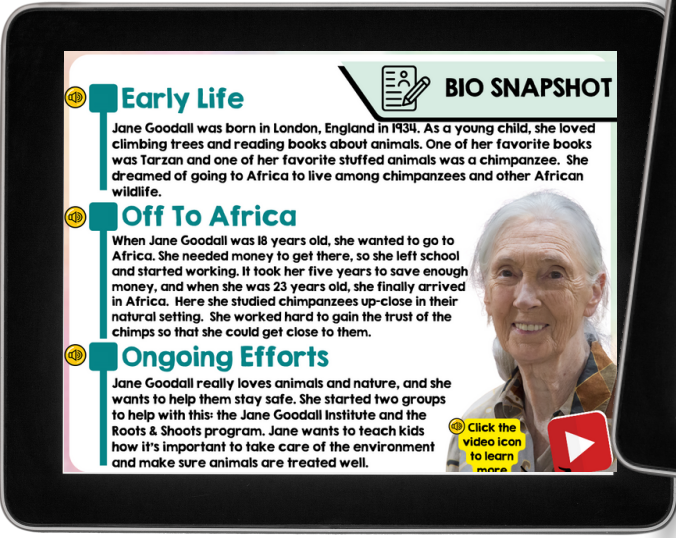


**JOIN NOW**





**Jane Goodall is a world-renowned primatologist, conservationist, and advocate for animal rights. She is best known for her groundbreaking research on chimpanzees in Tanzania's Gombe Stream National Park, where she spent many years studying their behavior and social interactions. In this Mini-Biography LINKtivity, students will learn about Jane Goodall's early life, her accomplishments and contributions and her ongoing work toward conservation and sustainability.**



# More Sample Slides



**Jane Goodall**  
Click each category below to learn more

**BIO SNAPSHOT**

**CONTRIBUTIONS & ACHIEVEMENTS**

**QUOTES & PHOTOS**

**Early Life**

Jane Goodall was born in London, England in 1934. As a young child, she loved climbing trees and reading books about animals. One of her favorite books was Tarzan and one of her favorite stuffed animals was a chimpanzee. She dreamed of going to Africa to live among chimpanzees and other African wildlife.

**Off To Africa**


When Jane Goodall was 18 years old, she wanted to go to Africa. She needed money to get there, so she left school and started working. It took her five years to save enough money, and when she was 23 years old, she finally arrived in Africa. Here she studied chimpanzees up-close in their natural setting. She worked hard to gain the trust of the chimps so that she could get close to them.

**Ongoing Efforts**

Jane Goodall really loves animals and nature, and she wants to help them stay safe. She started two groups to help with this: the Jane Goodall Institute and the Roots & Shoots program. Jane wants to teach kids how it's important to take care of the environment and make sure animals are treated well.


**BIO SNAPSHOT**

Click the video icon to learn more



Click each lightbulb below to learn about this figure's contributions and achievements.

**CONTRIBUTIONS & ACHIEVEMENTS**




Jane Goodall is a famous scientist who studied chimpanzees in Tanzania, Africa. She spent decades living with the chimpanzees in their natural habitat. She discovered that these animals are very similar to humans. She also learned many things about chimpanzees that helped others understand how they behave in the wild, have the ability to show emotion, and interact with each other.

Click each lightbulb below to learn about this figure's contributions and achievements.

**CONTRIBUTIONS & ACHIEVEMENTS**

Jane Goodall used a special way of studying chimpanzees called "participant observation". This meant she found ways to be close to the chimpanzees and watch them while they went about their daily lives. Goodall even built a small cabin near the chimpanzees' home, so she could spend lots of time with them. She became friends with the chimpanzees, gave them names, and got to know them very well.



Click the < and > to see quotes.

**QUOTES & PHOTOS**

What you do makes a difference, and you have to decide what kind of difference you want to make.



Click the < and > to see quotes.


**QUOTES & PHOTOS**

The least I can do is speak out for those who cannot speak for themselves.




This LINKtivity is provided with

# AUDIO SUPPORT



Perfect for English  
language learners or  
students who could use  
a little extra support!

## BIO SNAPSHOT

### Early Life

Jane Goodall was born in London, England in 1934. As a young child, she loved climbing trees and reading books about animals. One of her favorite books was Tarzan and one of her favorite stuffed animals was a chimpanzee. She dreamed of going to Africa to live among chimpanzees and other African wildlife.

### Off To Africa

When Jane Goodall was 18 years old, she wanted to go to Africa. She needed money to get there, so she left school and started working. It took her five years to save enough money, and when she was 23 years old, she finally arrived in Africa. Here she studied chimpanzees up-close in their natural setting. She worked hard to gain the trust of the chimps so that she could get close to them.

### Ongoing Efforts

Jane Goodall really loves animals and nature, and she wants to help them stay safe. She started two groups to help with this: the Jane Goodall Institute and the Roots & Shoots program. Jane wants to teach kids how it's important to take care of the environment and make sure animals are treated well.

Click the video icon to learn more



# Student & Teacher Resources

## Recording Sheet for LINKtivity

### Lesson Plan

#### LESSON

#### ESSENTIAL QUESTIONS:

What is a biography?  
Who is (specific person) and what makes him/her unique?



Note: This lesson plan can be used with any mini-biography LINKtivity.

#### Standards Covered

CCRA.R.10

#### Materials Needed

Biography LINKtivity®  
KWL student sheet  
Biography student sheet (optional)  
Chart paper/markers OR SMARTboard/Whiteboard

#### Teacher Preparation

Preview the mini-biography(ies) that you have selected for your students. Plan for how you will share the LINKtivity with students (ex. assign link in Google Classroom, prepare QR codes, etc). Prepare a KWL chart on chart paper or SMARTboard/whiteboard. Print the KWL and biography student sheets.

#### Lesson Introduction (5-10 min.)

- Introduce the essential questions.
- Introduce the person(s) your students will be exploring and provide each student with a **KWL student sheet**.
- **ASK:** What do you know about this person? What do you want to know about this person?
- Have students complete the first two columns of the chart. Note: If your whole class is exploring the same person, you can complete this chart together on a SMARTboard/whiteboard. If each student is completing a different person, have them complete a KWL for their specific person.

#### Lesson Activity (20 mins)


Have students complete a **Biography LINKtivity**, either one assigned to them or of their own selection. While navigating the LINKtivity, students have the option to complete the **biography student sheet**.


#### Optional Extension Activities

- Take virtual field trips to museums, historical sites, or places related to the person's life using a tool like Google Earth.
- Have students record a podcast episode about their person.
- Host a wax museum event where students dress up and take on the persona of their chosen individual to educate others.

#### Lesson Conclusion (2-5 min.)


Review essential questions and have students share their responses in light of what they have learned. Have students complete the final column of their KWL chart (what I learned).

Biography of: 

Include an illustration: 

**BIO SNAPSHOT**  
List several facts about this person:

**CONTRIBUTIONS & ACHIEVEMENTS**  
List several contributions and achievements of this person:

**QUOTES**  
Choose one quote said by this person and write it below:  
  
What this quote means to me:

What do you think was the biggest impact made by this person?

LINKtivity® Learning, 2023. ALL RIGHTS RESERVED.

Biography of: 

Insert an image: 

**BIO SNAPSHOT**  
List several facts about this person:

**CONTRIBUTIONS & ACHIEVEMENTS**  
List several contributions and achievements of this person:

**QUOTES**  
Choose one quote said by this person and write it below:  
  
What this quote means to me:

What do you think was the biggest impact made by this person?

Also available in Google Slides!

