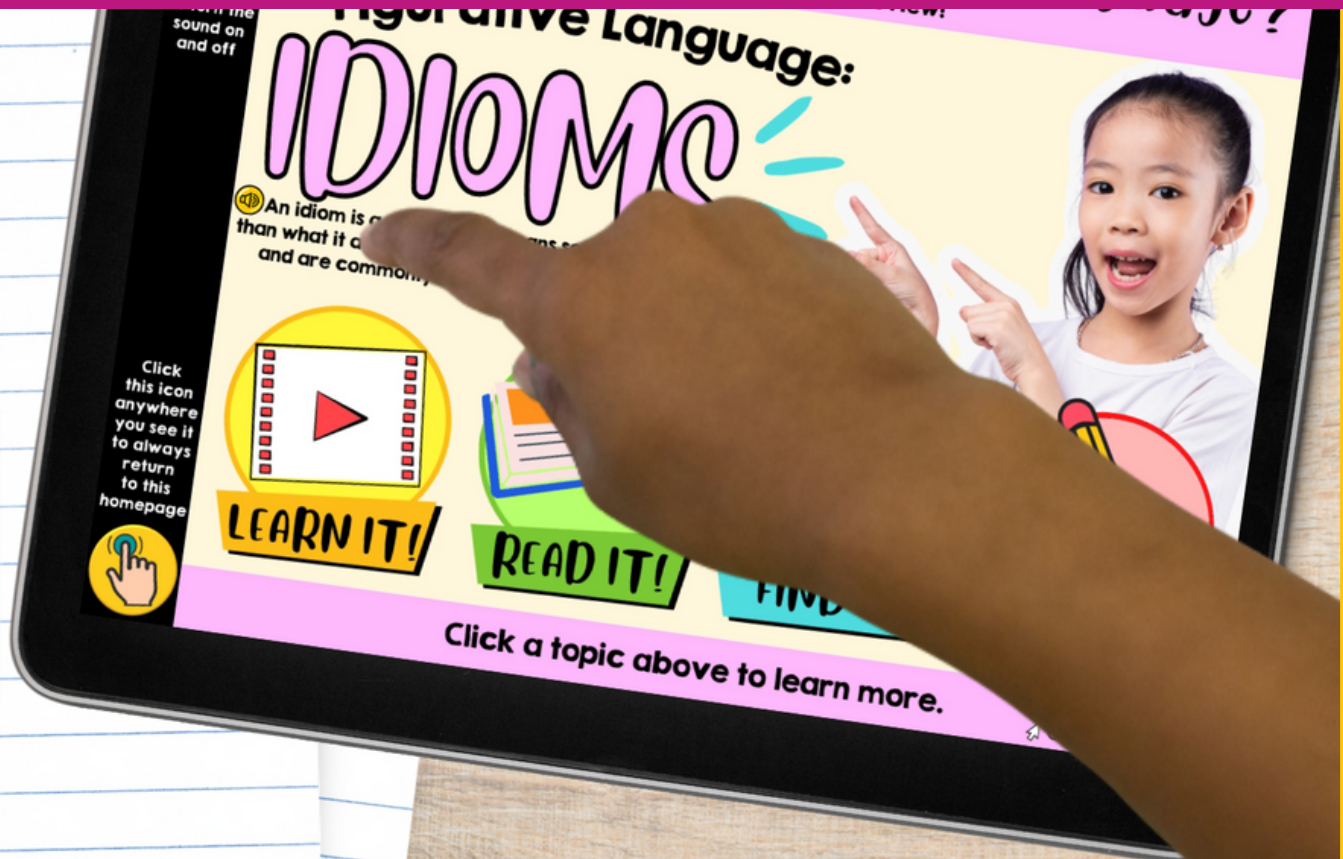


IDIOMS



What is an IDIOM?

Include 3 examples found in the "Read It" section of the LINKtivity:

1

2

3



LINKtivity
Interactive Learning Guides

WAIT!


Thank you for considering this LINKtivity for your classroom, but before you make a decision - you should know that you can get **access to this LINKtivity + PLUS our entire library** for about the same price as a single LINKtivity!

The results are in: **Teachers LOVE LINKtivities...** and want more! So, we've made it SUPER easy and cost effective for you to access any and ALL of our LINKtivities inside our LINKtivity Learning membership option! Instead of purchasing just ONE LINKtivity - why not get access to ALL of them... for about the SAME PRICE!




INSIDE THE MEMBERSHIP YOU'LL HAVE UNLIMITED ACCESS TO:

- ✓ The **entire growing LINKtivity® library** inside the Membership (LINKtivities for all content areas)
- ✓ ALL **future LINKtivities** to be added to the membership (new releases each month!)
- ✓ **Teacher guides** to help you set up each LINKtivity® successfully in your classroom
- ✓ **Student resources** that go along with each LINKtivity (printable OR digital)
- ✓ **Kid-friendly rubrics** and **answer keys** for each LINKtivity®



JOIN NOW





Discover an engaging and effective way to teach figurative language skills with our LINKtivity series on Figurative Language, focusing specifically on idioms. In the LEARN category, students will effortlessly grasp the concept of idioms through a kid-friendly video that models its use. Moving to the READ category, students will explore various examples of idioms, gaining insights into how it is used in text. Transitioning to the FIND category, students will dive into short stories, honing their ability to identify idioms within passages. Finally, in the WRITE category, students will apply their newfound knowledge by completing their own idiom sentences through guided practice. This interactive LINKtivity is a perfect addition to morning work, literacy centers, and independent practice, making the learning process both enjoyable and effective for students.



More Sample Slides

Read It!

Read the idiom example on each card. Then, click the card to flip it over and explore each idiom.

They were all in the same boat.

He really put his foot in his mouth that time!

She accidentally let the cat out of the bag.

Grandma was feeling under the weather.

Dad said, "I'm sorry but my hands are tied."

I feel like I am in over my head.

Don't worry; it's water under the bridge now.

He often complains that he has two left feet.

Now, YOU TRY!

Click HERE to read some more idioms and determine their meanings!

Read It!

Read the idiom below. Drag the real meaning of the idiom into the box.

That was a piece of cake!

That was very easy.

Correct! Click "CONTINUE" to Move On!

The cake was good.

This tastes like cake.

Find It!

Read the story below. Then, drag the card that includes an idiom into the box.

In a small town, Lily and Max, who were always together, found that their friendship had grown into love. They realized their connection was special. One summer day in a garden, they exchanged vows beneath a flower arch. The two tied the knot and promised to spend their lives sharing fulfilled adventures together.

The two tied the knot and promised to spend their lives...

In a small town, Lily and Max, who were always together...

drag card here

CLICK HERE to Check Your Answer

Write It!

Complete the idiom below. Drag the correct word to the box. Then, write the complete idiom on your recording sheet.

It's impossible! It will happen when pigs

Correct! Click "CONTINUE" to Move On!

fly

squeal

cry

Find It!

Read the story below. Then, drag the card that includes an idiom into the box.

Finally, the big moment arrived. It was the night of our class play, and Lucy had the leading role. I whispered, "Break a leg!" as she scurried onto the stage to take her place. Feeling reassured, Lucy embraced the spotlight with a smile. The play turned out to be a huge success, and the audience was delighted as the epic tale unfolded.

The play turned out to be a huge success...

Correct! Click "CONTINUE" to Move On!

I whispered, "Break a leg!" as she scurried onto the stage...

Read It!

Read the idiom example on each card. Then, click the card to flip it over and explore each idiom.

They were all in the same boat.

He really put his foot in his mouth that time!

She accidentally let the cat out of the bag.

Grandma was feeling under the weather.

Dad said, "I'm sorry but my hands are tied."

I feel like I am in over my head.

Don't worry; it's water under the bridge now.

He often complains that he has two left feet.

Now, YOU TRY!

Click HERE to read some more idioms and determine their meanings!

Read It!

Read the idiom below. Drag the real meaning of the idiom into the box.

Don't rock the boat.

drag card here

Don't tip the boat.

Don't make trouble.

Don't use the oars.

CLICK HERE to Check Your Answer

Write It!

Complete the idiom below. Drag the correct word to the box. Then, write the complete idiom on your recording sheet.

She likes candy. She has a sweet

drag card here

tooth

hobby

shop

CLICK HERE to Check Your Answer

Write It!

Complete the idiom below. Drag the correct word to the box. Then, write the complete idiom on your recording sheet.

I want to know all the details, so spill the

drag card here

secret

milk


beans

CLICK HERE to Check Your Answer



This LINKtivity is provided with

AUDIO SUPPORT



Perfect for English language learners or students who could use a little extra support!

Read the idiom example on each card. Then, click the card to flip it over and explore each idiom.

They were all in the same boat.

He really put his foot in his mouth that time!

She accidentally let the cat out of the bag.

Grandma was feeling under the weather.

Dad said, 'I'm sorry but my hands are tied.'

I feel like I am in over my head.

Don't worry; it's water under the bridge now.

He often complains that he has two left feet.

Now, YOU TRY!

Click **HERE** to read some more idioms and determine their meaning



Teacher & Student Resources

Teacher Lesson Plan

Recording Sheet (printable or digital)

LESSON

ESSENTIAL QUESTIONS:
 What is an idiom?
 How do we use idioms in our speaking & writing?

Standards Covered
 L.3.3, L.3.5, L.3.5a, RL.3.4, L.4.3, L.4.5, L.4.5b, L.5.5, L.5.5b, RI.5.4

Materials Needed
 Idioms LINKivity®
 Idioms Student Recording Sheet (optional)
 Idiom cards
 Idioms Poster

Teacher Preparation
 Preview the Idiom LINKivity® and plan for how you will share the LINKivity with students (ex. assign link in Google Classroom, prepare QR codes, etc.)
 Make copies of the recording sheet (optional).
 Make copies of the idiom cards. You'll want to make enough copies so each student can have one card. It's OK if more than one student has the same idiom card. Cut and laminate. Print off the idiom poster. Laminate, if possible, for durability.

Lesson Introduction (5-10 min.)
 • Introduce the essential question, and if needed, review the concept of figurative language.
 • Provide each student with an idiom card.
 • Instruct students to read their card, observe the underlined text, and reflect on whether they have ever heard this phrase before.
 • Invite students to form groups of 3-4 students. In their groups, have them read their cards and discuss.

Lesson Activity (20 mins)
 Have students complete the Idioms LINKivity®. While navigating the LINKivity, students have the option to complete the recording sheet.

Optional
 • Have students create their own idiom cards in their groups.

Figurative Language: IDIOMS

Finish the Idioms
 Directions: Complete the idioms below from the "Write It" section of the LINKivity.

She likes candy. She has a sweet _____

It's impossible! It will happen when pigs _____

Now is not the time to quit and throw in the _____

I want to know all the details, so spill the _____

You definitely hit the nail on the _____

He is grumpy. He has a chip on his _____

You must take action. The ball is in your _____

If you want to get to know her, you may have to _____

IDIOMS

Finish the Idioms
 Directions: Complete the idioms below from the "Write It" section of the LINKivity.

She likes candy. She has a sweet _____

It's impossible! It will happen when pigs _____

Now is not the time to quit and throw in the _____

I want to know all the details, so spill the _____

You definitely hit the nail on the _____

He is grumpy. He has a chip on his _____

You must take action. The ball is in your _____

If you want to get to know her, you may have to _____

Now, YOU TRY!
 Choose 2 idioms from the list and record their meanings in the boxes.

IDIOM 1

IDIOM 2

What is an IDIOM?
 Include 3 examples found in the "Read It" section of the LINKivity.

That test was a piece of cake.

Break a leg at your recital.

Those shoes cost an arm and a leg!

Hold your horses! We leave in a few minutes.

There's no use crying over spilled milk!


After a long day, I'm ready to hit the hay.

The old computer finally kicked the bucket.

Playing a game is a good way to break the ice at a party.

Idioms

An **idiom** is a phrase that means something different than what it actually says. Idioms are well-known sayings and are commonly used when speaking and writing.



That will happen when pigs fly!

Figurative Language: IDIOMS

Answer Key

Finish the Idioms
 Directions: Complete the idioms below from the "Write It" section of the LINKivity.

She likes candy. She has a sweet **tooth**.

It's impossible! It will happen when pigs **fly**.

Now is not the time to quit and throw in the **towel**.

I want to know all the details, so spill the **beans**.

You definitely hit the nail on the **head**.

He is grumpy. He has a chip on his **shoulder**.

You must take action. The ball is in your **court**.

If you want to get to know her, you may have to **break the ice**.

Now, YOU TRY!
 Hit the hay
 Give me a hand
 Hold your horses
 I'm all ears
 Out of the blue

IDIOM 1

IDIOM 2

Answers will vary.

What is an IDIOM?
 An idiom is a phrase that means something different than what it actually says. Idioms are well-known sayings and are commonly used when speaking and writing.

Include 3 examples found in the "Read It" section of the LINKivity.

1 Possible examples:
 - They were all in the same boat.
 - He really put his foot in my mouth that time.
 - She really let the cat out of the bag.
 - The teacher was looking under the teacher's desk.
 - Don't tell me I'm sorry but my hands are tied.
 - I should have known to enter my name in the contest.
 - Don't worry, it's water under the bridge.
 - He often complains that he has two left feet.

Idioms Student:

4	3	2	1
I can clearly explain what an idiom is.	I can explain what an idiom is.	I can somewhat explain what an idiom is.	I struggle to explain what an idiom is.
I can identify idioms and their meanings in my reading and writing without assistance.	I can identify idioms and their meanings in my reading and writing with little assistance.	I can identify idioms and their meanings in my reading and writing with assistance.	I have hard time identifying idioms and their meanings in my reading and writing, even with assistance.
I can effectively use idioms in my writing to create mental images for the reader without assistance.	I can use idioms in my writing to create mental images for the reader with little assistance.	I can sometimes use idioms in my writing to create mental images for the reader with assistance.	I am unable to use idioms in my writing.

Idioms Student:

4	3	2	1
I can clearly explain what an idiom is.	I can explain what an idiom is.	I can somewhat explain what an idiom is.	I struggle to explain what an idiom is.
I can identify idioms and their meanings in my reading and writing without assistance.	I can identify idioms and their meanings in my reading and writing with little assistance.	I can identify idioms and their meanings in my reading and writing with assistance.	I have hard time identifying idioms and their meanings in my reading and writing, even with assistance.
I can effectively use idioms in my writing to create mental images for the reader without assistance.	I can use idioms in my writing to create mental images for the reader with little assistance.	I can sometimes use idioms in my writing to create mental images for the reader with assistance.	I am unable to use idioms in my writing.

Answer Key & Rubric



Classroom Poster