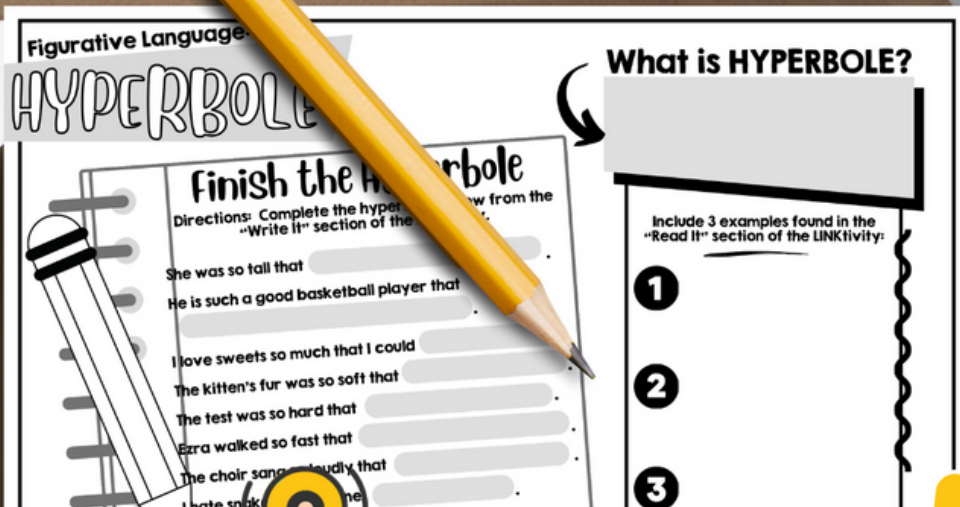


HYPERBOLE



LINKtivity
Interactive Learning Guides

WAIT!


Thank you for considering this LINKtivity for your classroom, but before you make a decision - you should know that you can get **access to this LINKtivity + PLUS our entire library** for about the same price as a single LINKtivity!

The results are in: **Teachers LOVE LINKtivities...** and want more! So, we've made it SUPER easy and cost effective for you to access any and ALL of our LINKtivities inside our LINKtivity Learning membership option! Instead of purchasing just ONE LINKtivity - why not get access to ALL of them... for about the SAME PRICE!



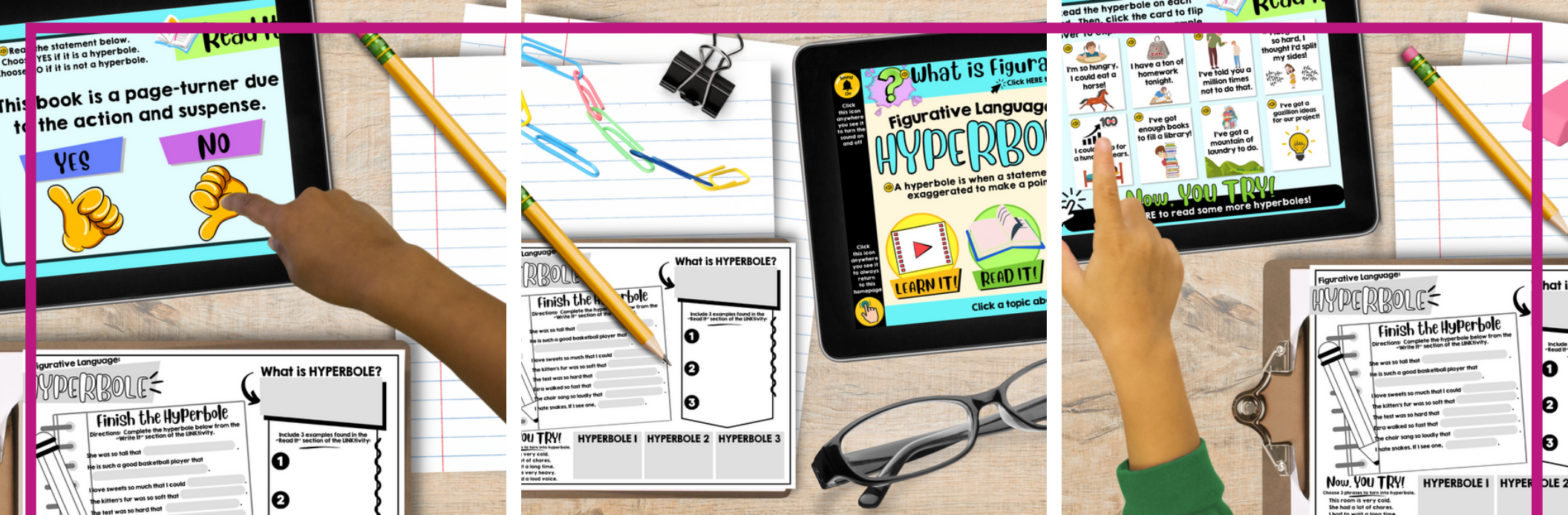
INSIDE THE MEMBERSHIP YOU'LL HAVE UNLIMITED ACCESS TO:

- ✓ The **entire growing LINKtivity® library** inside the Membership (LINKtivities for all content areas)
- ✓ ALL **future LINKtivities** to be added to the membership (new releases each month!)
- ✓ **Teacher guides** to help you set up each LINKtivity® successfully in your classroom
- ✓ **Student resources** that go along with each LINKtivity (printable OR digital)
- ✓ **Kid-friendly rubrics** and **answer keys** for each LINKtivity®



JOIN NOW






Discover an engaging and effective way to teach figurative language skills with our LINKtivity series on Figurative Language, focusing specifically on hyperboles. In the LEARN category, students will effortlessly grasp the concept of hyperboles through a kid-friendly video that models its use. Moving to the READ category, students will explore various examples of hyperboles, gaining insights into how it is used in text. Transitioning to the FIND category, students will dive into short stories, honing their ability to identify hyperboles within passages. Finally, in the WRITE category, students will apply their newfound knowledge by crafting their own hyperbole sentences through guided practice. This interactive LINKtivity is a perfect addition to morning work, literacy centers, and independent practice, making the learning process both enjoyable and effective for students.



More Sample Slides



A **hyperbole is when a statement is exaggerated to make a point.**

Credit: LINKtivity Learning



I have a ton of homework.

Credit: LINKtivity Learning

Read It!

Read the hyperbole on each card. Then, click the card to flip it over to explore each example.

 I'm so hungry, I could eat a horse!	 I have a ton of homework tonight.	 I've told you a million times not to do that.	 I laughed so hard, I thought I'd split my sides!
 I could sleep for a hundred years.	 I've got enough books to fill a library!	 I've got a mountain of laundry to do.	 I've got a gazillion ideas for our project!

Now, YOU TRY!

Click [HERE](#) to read some more hyperboles!

Read It!

Read the statement below. Choose YES if it is a hyperbole. Choose NO if it is not a hyperbole.

This book is a page-turner due to the action and suspense.

YES **NO**

Find It!

Read the story below. Then, drag the card that includes an example of a hyperbole into the box.

The sun beamed down on the baseball diamond as the teams battled in a tense match. In the ninth inning, Alex, known for his powerful swing, stepped up to bat and smacked the ball with such force that it sailed over the fence. The ball soared so high that it seemed to touch the sky. Once again, Alex secured the game-winning grand slam!

Once again, Alex secured the game-winning grand slam!

The ball soared so high that it seemed to touch the sky.

Correct! Click "CONTINUE" to Move On!

Write It!

Choose the card that best completes the hyperbole. Write your answer on your recording sheet.

He is such a good basketball player that

he wins every game!

sparks fly from his feet!

[CLICK HERE to Check Your Answer](#)

Write It!

Choose the card that best completes the hyperbole. Write your answer on your recording sheet.

I love sweets so much that I could

eat a ton!

Correct! Click "CONTINUE" to Move On!

eat it for dinner!

Read It!

Read the hyperbole on each card. Then, click the card to flip it over to explore each example.

 I'm so hungry, I could eat a horse!	 I have a ton of homework tonight.	 I've told you a million times not to do that.	 I laughed so hard, I thought I'd split my sides!
 I could sleep for a hundred years.	 I've got enough books to fill a library!	 I've got a mountain of laundry to do.	 I've got a gazillion ideas for our project!

Now, YOU TRY!

Click [HERE](#) to read some more hyperboles!

Read It!

Read the statement below. Choose YES if it is a hyperbole. Choose NO if it is not a hyperbole.


She was so angry that steam came out of her ears.

YES **NO**



This LINKtivity is provided with

AUDIO SUPPORT



Perfect for English
language learners or
students who could use
a little extra support!

Read the story below. Then, drag the card that includes an example of a hyperbole into the box.

Find

Once again, Alex secured the game-winning grand slam!

Correct! Click "CONTINUE" to Move On

The ball soared so high that it seemed to touch the sky.

The sun beamed down on the baseball diamond as the teams battled in a tense match. In the ninth inning, Alex, known for his powerful swing, stepped up to bat and smacked the ball with such force that it sailed over the fence. The ball soared so high that it seemed to touch the sky. Once again, Alex secured the game-winning grand slam!



Teacher & Student Resources

Teacher Lesson Plan

Recording Sheet (printable or digital)

LESSON

ESSENTIAL QUESTIONS:
What is a hyperbole?
How do authors use hyperboles in their writing?

Standards Covered
L.3.3, L.3.5, RL.3.4, L.4.3, L.4.5, L.5.5, RL.5.4

Materials Needed
Hyperbole LINKtivity®
Hyperbole Student Recording Sheet (optional)
Hyperbole Poster
Chart Paper and Markers or SmartBoard

Teacher Preparation
Preview the Hyperbole LINKtivity® and plan for how you will share the LINKtivity students (ex. assign link in Google Classroom, prepare QR codes, etc)
Make copies of the recording sheet (optional).
Print off the Personification poster. Laminate, if possible, for durability.

Lesson Introduction (5-10 min.)

- Introduce the essential question, and if needed, review the concept of figurative language.
- Display the word: exaggerate on chart paper or SmartBoard. Ask students what they know about this word. Students can turn and talk to a partner and then chart up responses.
- Next, display an example of a hyperbole on your chart paper/SmartBoard. ("I'm so hungry I could eat a million pizzas!") Discuss why this is an exaggeration.
- Use the poster to introduce a hyperbole.
- Watch the "Learn It" video as a class. You can find it in LINKtivity® or clicking here. Ensure students have a clear understanding of a hyperbole.

Lesson Conclusion (2-5 min)
Review essential questions and what they have learned.

Figurative Language:
HYPERBOLE

Finish the Hyperbole
Directions: Complete the hyperbole below from the "Write It" section of the LINKtivity.

She was so tall that _____
He is such a good basketball player that _____
I love sweets so much that I could _____
The kitten's fur was so soft that _____
The test was so hard that _____
Ezra walked so fast that _____
The choir sang so loudly that _____
I hate snakes. If I see one, _____

What
1
2
3

Figurative Language:
HYPERBOLE

Finish the Hyperbole
Directions: Complete the hyperbole below from the "Write It" section of the LINKtivity.


She was so tall that _____
He is such a good basketball player that _____
I love sweets so much that I could _____
The kitten's fur was so soft that _____
The test was so hard that _____
Ezra walked so fast that _____
The choir sang so loudly that _____
I hate snakes. If I see one, _____

Now, YOU TRY!
Choose 3 phrases to turn into hyperbole. This room is very calm.

HYPERBOLE 1 **HYPERBOLE 2** **HYPERBOLE 3**

Hyperboles

A hyperbole is when a statement is exaggerated to make a point.



He was so angry that steam came out of his ears.

HYPERBOLE 1 **HYPERBOLE 2**

Hyperbole		Student:	
4	I can clearly explain what a hyperbole is.	2	I can somewhat explain what a hyperbole is.
3	I can explain what a hyperbole is.	1	I struggle to explain what a hyperbole is.
4	I can identify hyperboles in my reading and writing without assistance.	2	I can identify hyperboles in my reading and writing with assistance.
3	I can identify hyperboles in my reading and writing with little assistance.	1	I have hard time identifying hyperboles in my reading and writing, even with assistance.
4	I can come up with my own hyperboles without assistance and use them effectively in my writing to create mental images for the reader.	2	I can sometimes come up with my own hyperboles to create mental images for the reader with little assistance.
3	I can come up with my own hyperboles in my writing to create mental images for the reader with little assistance.	1	I am unable to come up with my own hyperboles.

Figurative Language:
HYPERBOLE

Answer Key

Finish the Hyperbole
Directions: Complete the hyperbole below from the "Write It" section of the LINKtivity.

She was so tall that _____
He is such a good basketball player that _____
I love sweets so much that I could _____
The kitten's fur was so soft that _____
The test was so hard that _____
Ezra walked so fast that _____
The choir sang so loudly that _____
I hate snakes. If I see one, _____

Now, YOU TRY!
Choose 3 phrases to turn into hyperbole. This room is very calm.

Answers will vary

HYPERBOLE 1 **HYPERBOLE 2** **HYPERBOLE 3**

Answers will vary

Classroom Poster

Answer Key & Rubric

