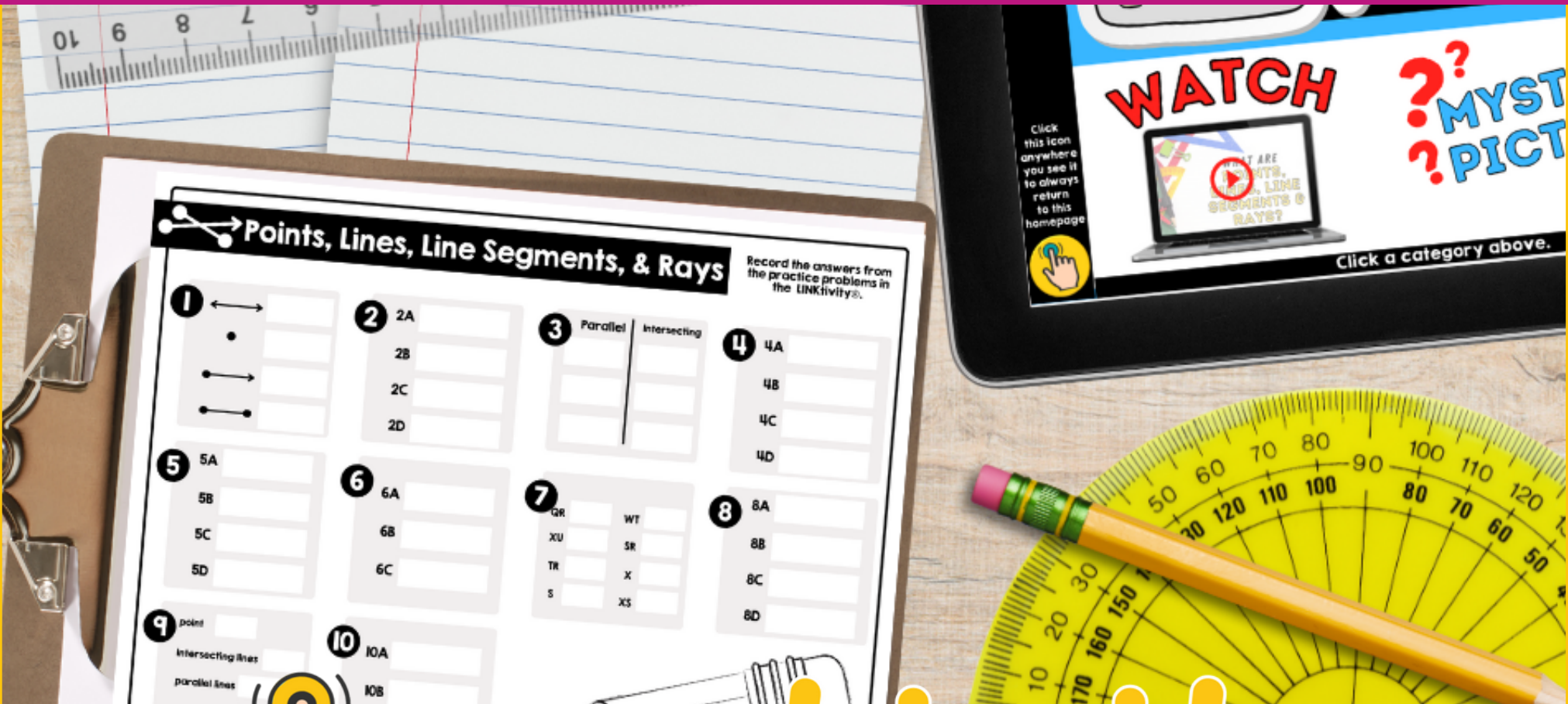


GEOMETRY: POINTS, LINES, LINE SEGMENTS, RAYS



 **LNKtivity**
Interactive Learning Guides

WAIT!

Thank you for considering this LINKtivity for your classroom, but before you make a decision - you should know that you can get **access to this LINKtivity + PLUS our entire library** for about the same price as a single LINKtivity!

The results are in: **Teachers LOVE LINKtivities...** and want more! So, we've made it SUPER easy and cost effective for you to access any and ALL of our LINKtivities inside our LINKtivity Learning membership option! Instead of purchasing just ONE LINKtivity - why not get access to ALL of them... for about the SAME PRICE!



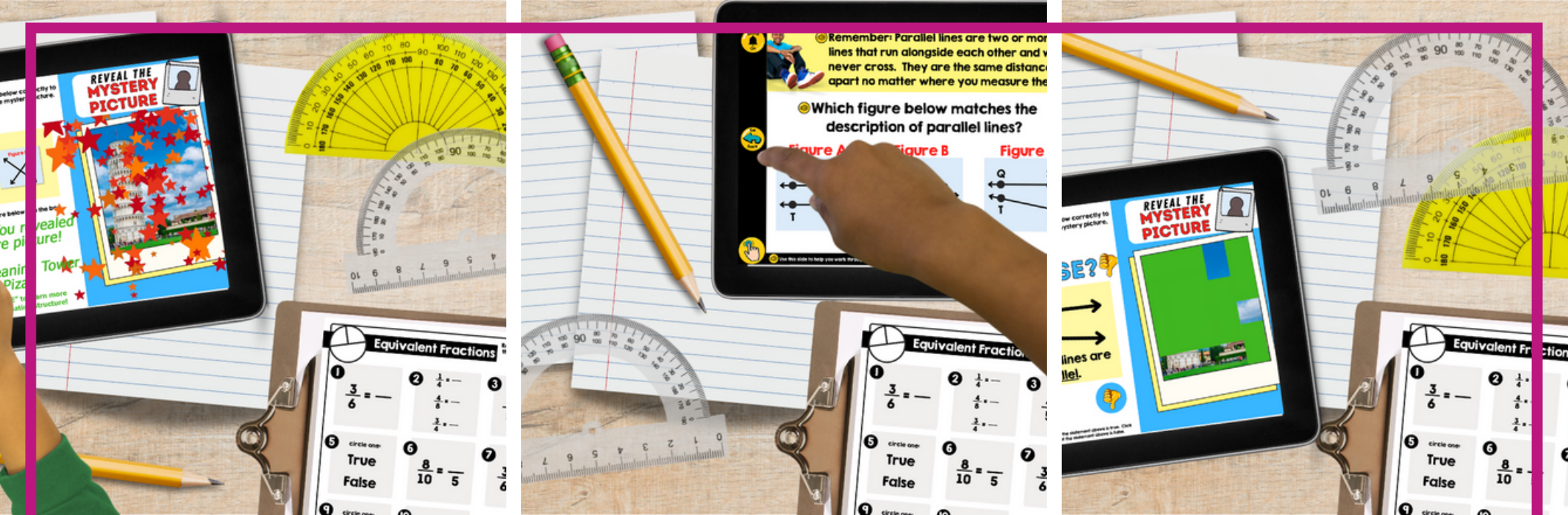
INSIDE THE MEMBERSHIP YOU'LL HAVE UNLIMITED ACCESS TO:

- ✓ The **entire growing LINKtivity® library** inside the Membership (LINKtivities for all content areas)
- ✓ ALL **future LINKtivities** to be added to the membership (new releases each month!)
- ✓ **Teacher guides** to help you set up each LINKtivity® successfully in your classroom
- ✓ **Student resources** that go along with each LINKtivity (printable OR digital)
- ✓ **Kid-friendly rubrics** and **answer keys** for each LINKtivity®

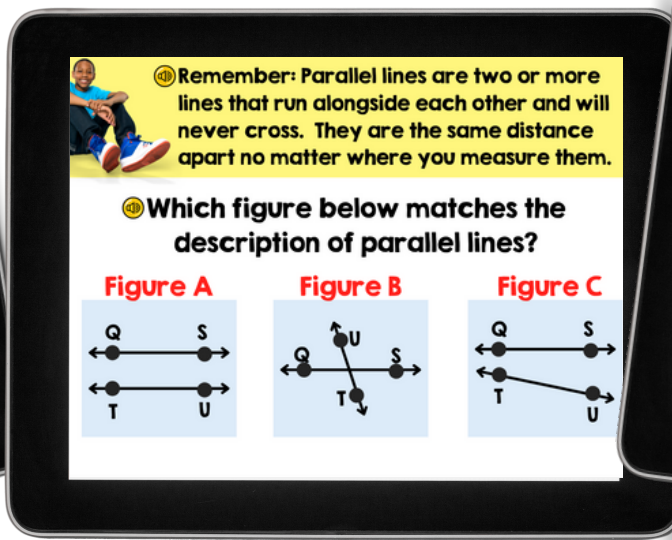


JOIN NOW





Inside the Points, Lines, Line Segments, & Rays LINKtivity® students will learn to identify each term as it relates to geometry. Through video, audio, and text, students will learn to find examples of rays, lines, line segments, and rays in a variety of figures. Students will complete several practice problems to show their understanding of the concept.



More Sample Slides

Have you ever completed a connect-the-dot picture before?

2A Answer the question below correctly to reveal a piece of the mystery picture.

Use the map below to answer the next few questions.

Click the street on the map above that intersects with Cliff Ave.

REVEAL THE MYSTERY PICTURE

Remember: Lines, line segments, and rays can run in any direction. We use the words horizontal, vertical, and diagonal to describe them.

Use this slide to help you work through the problem. When you think you've got it, you can go back and choose the correct answer.

Remember: When two or more lines cross each other, they are called **intersecting lines**.

Lines, rays, and line segments can run in any direction: **vertically, horizontally, or diagonally**.

When two or more lines run alongside each other and **NEVER** cross or touch, we call these **parallel lines**.

CD and EF are **intersecting lines** because they cross diagonally at point M.

RS and MN are **parallel lines** because they run vertically alongside each other and will never cross.

AB and CD do not appear to cross in the figure. However, as CD runs horizontally, it will eventually **intersect** with AB.

Use this slide to help you work through the problem. When you think you've got it, you can go back and choose the correct answer.

THE LEANING TOWER OF PISA

Italy is a boot-shaped country in Europe. The tower is located in Pisa, Italy.

THINK ABOUT IT! How many lines can you use to describe the Tower of Pisa using your knowledge of lines?

Click one of the videos below to learn more about the Tower of Pisa.

CLICK HERE to see snapshots of the Leaning Tower of Pisa.

Use the button on the camera to scroll through the photos.

SNAPSHOTS

Use the button on the camera to scroll through the photos.

6B Answer the question below correctly to reveal a piece of the mystery picture.

That's right! GH is a line segment.

Which of the following below is a line segment found in the figure above? Click the answer below.

BD **FE** **GH**

REVEAL THE MYSTERY PICTURE

NEXT >>

parallel lines

Remember: Parallel lines are two or more lines that run alongside each other and will never cross. They are the same distance apart no matter where you measure them.


Which figure below matches the description of parallel lines?

Figure A **Figure B** **Figure C**

Use this slide to help you work through the problem. When you think you've got it, you can go back and choose the correct answer.

This LINKtivity is provided with

AUDIO SUPPORT



Remember: When two or more lines cross each other, they are called **intersecting lines**.

When two or more lines run alongside each other and NEVER cross or touch, we call these **parallel lines**.

\leftrightarrow CD and \leftrightarrow EF are **intersecting lines** because they cross at point M.

\leftrightarrow RS and \leftrightarrow MN are **parallel lines** because they run alongside each other and never cross.

Use this slide to help you work through the problem. When you think you've got it, you can go back and choose the

sound On

Go Back

Use this slide to help you work through the problem. When you think you've got it, you can go back and choose the





Perfect for English language learners or students who could use a little extra support!



Printable & Digital Student Recording Sheet

Printable Recording Sheet for LINKtivity

Points, Lines, Line Segments, & Rays Record the answers from the practice problems in the LINKtivity®.

1    

2 2A _____
2B _____
2C _____
2D _____

3 Parallel | Intersecting

4 4A _____
4B _____
4C _____
4D _____

5 5A _____
5B _____
5C _____
5D _____

6 6A _____
6B _____
6C _____


7 QR | WT
XU | SR
TR | X
S | XS

8 8A _____
8B _____
8C _____
8D _____

9 point _____
intersecting lines _____
parallel lines _____
line segment _____
ray _____

10 10A _____
10B _____
10C _____





©2011-Present LINKtivity® Learning. ALL RIGHTS RESERVED.



Digital Recording Sheet for LINKtivity in Google Slides

Answer Key

Points, Lines, Line Segments, & Rays Record the answers from the practice problems in the LINKtivity®.

1  line
 point
 ray
 line segment

2 2A Park St.
2B Rail Rd.
2C Cherry Ln.
2D Cliff Ave.

3 Parallel | Intersecting
JK LM | AB JK
CD EF | JK EF
AB HG | LM HG







4 4A intersecting
4B parallel
4C parallel
4D intersecting

5 5A false
5B true
5C true
5D false

6 6A F
6B GH
6C CA

7 QR | X
XU | WT
TR | SR
S | XS

8 8A Figure A
8B Figure B
8C Figure A
8D Figure C

9 point D
intersecting lines  
parallel lines  
line segment 
ray 

10 10A Figure A
10B Figure C
10C Figure B

ANSWER KEY

©2011-Present LINKtivity® Learning. ALL RIGHTS RESERVED.

