

CRAZY, BUT TRUE: HISTORY

WAS PRESERVED IN
volcanic ash
AFTER THE ERUPTION
OF MOUNT VESUVIUS



VIDEO



PICTURES



ACTIVITY

Click each category above to explore more!

**Crazy,
but True!**

In AD 79, The Ancient Roman City of Pompeii Was covered and preserved in volcanic ash after the eruption of Mount Vesuvius.

MATERIALS: clear glass jar, water, cooking oil, food coloring, A...

LNK  **tivity**
Interactive Learning Guides

WAIT!


Thank you for considering this LINKtivity for your classroom, but before you make a decision - you should know that you can get **access to this LINKtivity + PLUS our entire library** for about the same price as a single LINKtivity!

The results are in: **Teachers LOVE LINKtivities...** and want more! So, we've made it SUPER easy and cost effective for you to access any and ALL of our LINKtivities inside our LINKtivity Learning membership option! Instead of purchasing just ONE LINKtivity - why not get access to ALL of them... for about the SAME PRICE!



INSIDE THE MEMBERSHIP YOU'LL HAVE UNLIMITED ACCESS TO:

- ✓ The **entire growing LINKtivity® library** inside the Membership (LINKtivities for all content areas)
- ✓ ALL **future LINKtivities** to be added to the membership (new releases each month!)
- ✓ **Teacher guides** to help you set up each LINKtivity® successfully in your classroom
- ✓ **Student resources** that go along with each LINKtivity (printable OR digital)
- ✓ **Kid-friendly rubrics** and **answer keys** for each LINKtivity®

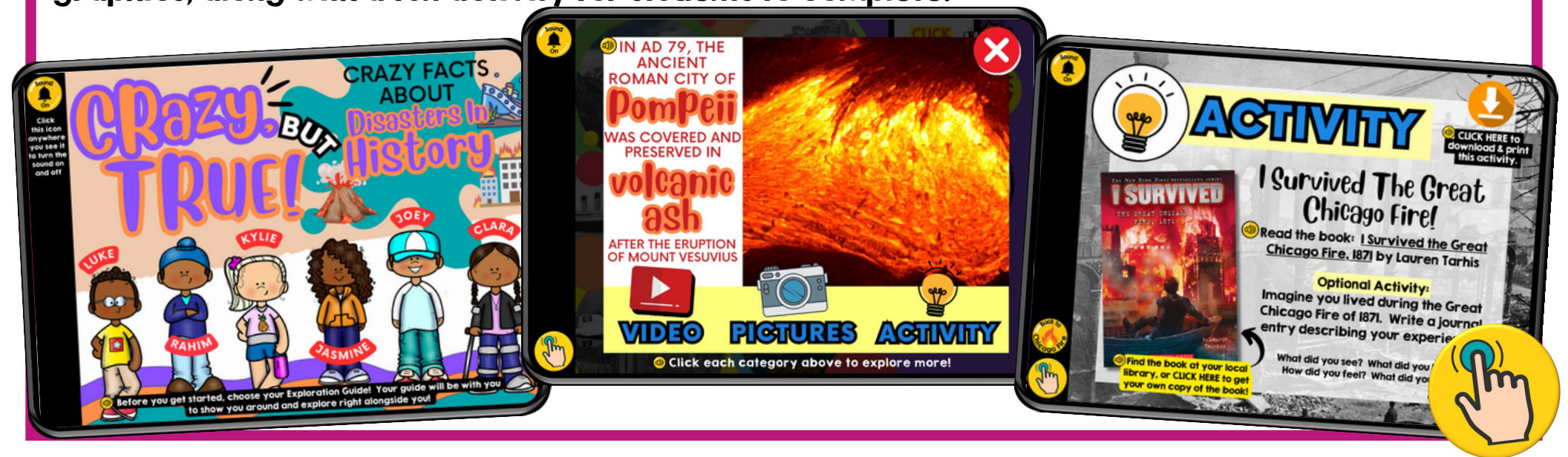


JOIN NOW






In our "Crazy, but True!" series, students will uncover astonishing facts about life, our world, people, and historical events! In the Disasters in History LINKtivity, students will delve into shocking events from the past that still astonish us today! From the Titanic sinking to the destruction of Pompeii and the Great Chicago Fire, students will learn about these real disasters with evidence to back them up. Each disaster is accompanied by kid-friendly videos, images, maps, and graphics, along with a fun activity for students to complete!



HOW DOES IT WORK?

Inside the Crazy, but True: Disasters in History! LINKtivity, students can choose from 7 different crazy, but true facts to explore! Within each fact students will enjoy videos, pictures, interactive features, and extension activities!



How Does it Work
(continued)

Students can enjoy some
history-themed jokes to share
with family and friends!




Crazy BUT TRUE!

HISTORICAL DISASTERS

I want to know more about...

Include illustrations below:



Crazy Facts:

- 1
- 2
- 3
- 4
- 5



Students can collect
their favorite crazy
facts on their recording
sheet - **Printable OR
Digital!**

SCHOOL TO HOME CONNECTIONS!

Students are invited to take their learning off-screen with additional related learning experiences that encourage them to go outside, create art, STEM projects, fun experiments & more! These activities are accessible and downloadable directly from the LINKtivity so students can print them out and take them home!

7 BONUS
IN-SCHOOL OR
AT-HOME
ACTIVITIES
TO COMPLETE!

Crazy, but True!

The Great Molasses Flood of 1919 sent a sticky wave of molasses through the streets of Boston at speeds up to 35 mph!

Molasses Cookies

Try deliciously soft and chewy molasses cookies.

Ingredients

- 1 1/2 cups unsalted butter, softened
- 1 cup granulated (white) sugar
- 1 cup packed brown sugar
- 1/2 cup molasses
- 2 eggs
- 4 1/2 cups all-purpose flour
- 4 t
- so
- 1t
- 1t
- 2 c
- 1 c
- 1

Make it!

1. In a medium bowl, whisk together flour, soda, cinnamon, cloves, ginger and salt. Set aside.
2. Using a separate mixing bowl, cream together the softened butter and sugars until the mixture is light and fluffy. Mix in the eggs (one at a time) and molasses, and beat until combined. Gradually add in the dry ingredient mixture and beat until mixed well.
3. Transfer the dough to an airtight container and refrigerate for 2 hours.
4. Preheat oven to 350°F. Line a sheet pan with parchment paper, set aside.

Roll the dough into small balls, about 1-inch in diameter. Fill a cookie sheet with sugar, and roll each ball in the sugar until coated. Bake for 10-12 minutes.

Crazy, but True!

On October 8, 1871, a fire in Chicago, Illinois known as The Great Fire burned for 3 days, devastating large parts of the city.

I Survived The Great Chicago Fire!



Dear _____

Imagine you lived during the Great Chicago Fire of 1871. Write a journal entry describing your experience.

Crazy, but True!

In AD 79, The Ancient Roman City of Pompeii Was covered and preserved in volcanic ash after the eruption of Mount Vesuvius.

Make a Lava Lamp!

MATERIALS: clear glass jar, water, cooking oil, food coloring, Alka-Seltzer tablets, spoon

- STEP ONE:** FILL A JAR OR PLASTIC BOTTLE 2/3 FULL WITH WATER.
- STEP TWO:** ADD A FEW DROPS OF FOOD COLORING.
- STEP THREE:** FILL THE REST OF THE JAR WITH COOKING OIL.
- STEP FOUR:** BREAK A TABLET IN FOUR PIECES AND DROP A PIECE INTO THE JAR.

Crazy, but True!

On May 6, 1937, an airship known as the Hindenburg suffered a catastrophic fire while attempting to land in New Jersey.

Be a Reporter!

Imagine you're a reporter alive during the Hindenburg tragedy. Write a report about the event.

Draft It:

Who is the story about?

What happened?

When did the event take place?

Where did it happen?

What caused it?

Write Your Report

Make your report interesting and enticing so that others will want to read it!

Bonus!
Video tape yourself like a real reporter!

Crazy, but True!

In Europe during the 1300s, a deadly pandemic known as the Black Death was spread by rats and is believed to have killed nearly 33% of the population!

Germ Experiment

MATERIALS: bowl, water, ground black pepper, dish soap

1. Fill a bowl with water and sprinkle on some pepper flakes.
2. Dip your finger into the water and observe what happens, if anything.
3. Now, cover your fingertip with dish soap and put it into the same bowl. What did you see happen?

Today I'm keeping a record of my experiment!

Crazy, but True!

In the 1930s, much of the United States Midwest was covered in a dark cloud of dust. This time became known as the Dust Bowl.

Plant Experiment

During the Dust Bowl, plants could not grow. The soil was blown away and the sun was often blocked out from the dust clouds. Conduct this experiment to explore how sunlight impacts plant growth!

MATERIALS: Two identical plants, potting soil, spray bottle

Prepare Experiment

- **PLANTING:** Plant one seedling in each pot with soil and water them.
- **SUNLIGHT GROUP:** Put one plant where it gets sunlight. This could be by a window.
- **NO SUNLIGHT GROUP:** Put the other plant where it won't get sunlight. This could be in a closet with no windows.
- **OBSERVATION:** Check both plants every day. Look for changes like new leaves or growth.
- **RECORDING:** Write down what you see and how the plants are doing.
- **TIME:** Keep doing this for two weeks.

Reflect

- **COMPARISON:** When the time is up, see which plant looks healthier and bigger.
- **CONCLUSION:** Decide if sunlight helps plants grow better.

What did you learn about sunlight and plant growth?

What did you learn about photosynthesis?

More Sample Slides

HAHA

Check out these jokes! Click each card to flip it over and see the answer! Pick your favorite and share with a friend!

WHY DID THE ARCHAEOLOGIST go broke?

WHY WAS THE MATH BOOK SAD ABOUT history class?

WHY IS History LIKE A fruit cake?

WHAT'S A Snakes FAVORITE SUBJECT IN SCHOOL?

WHY IS History Class SO HARD?

WHY WERE THE MEDIEVAL TIMES OF HISTORY CALLED the dark ages?

IN AD 79, THE ANCIENT ROMAN CITY OF **Pompeii** WAS COVERED AND PRESERVED IN **volcanic ash** AFTER THE ERUPTION OF MOUNT VESUVIUS

VIDEO PICTURES ACTIVITY

Click each category above to explore more!

ACTIVITY

CLICK HERE to download & print this activity.

I Survived The Great Chicago Fire!

Read the book: **I Survived The Great Chicago Fire, 1871** by Lauren Tarshis

Optional Activity: Imagine you lived during the Great Chicago Fire of 1871. Write a journal entry describing your experience.

What did you see? What did you hear? How did you feel? What did you do?

Find the book at your local library, or CLICK HERE to get your own copy of the book!

CLICK HERE for Some Jokes!

Ready for some **CRASH**, but totally **TRUE** facts? Click each picture to learn more!

ACTIVITY

Click the video below and learn how to draw the Titanic.

DRAW THE TITANIC

DID YOU KNOW?

The Dust Bowl mostly affected the people living in the Great Plains region of the United States. This included farmers and their families who depended on agriculture for their livelihoods. Many families were forced to leave their homes due to crop failures and dust storms, leading to a mass migration of people from the affected areas.

CLICK HERE to see a map of the area mostly impacted by the Dust Bowl.

The fire started in or near a barn owned by Patrick and Catherine O'Leary, although the exact cause of the fire remains uncertain. The surrounding neighborhood had many wooden buildings which helped to spread the fire rapidly.

O'Leary farm

IN THE 1930'S, MUCH OF THE UNITED STATES MIDWEST WAS COVERED IN A DARK CLOUD OF DUST. THIS TIME BECAME KNOWN AS THE **Dust Bowl**

VIDEO PICTURES ACTIVITY

Click each category above to explore more!


DID YOU KNOW?

A single ticket to fly on the Hindenburg cost about \$450. That would be over \$9,000 today!

of the Hindenburg rious accommodations yers, including dining ge, and even places for to sleep. The airship's elegantly designed, a comfortable and vel experience.

This LINKtivity is provided with

AUDIO SUPPORT



Perfect for English language learners or students who could use a little extra support!

