

# AMUSEMENT PARKS



 **LNK** **tivity**  
Interactive Learning Guides

# WAIT!


Thank you for considering this LINKtivity for your classroom, but before you make a decision - you should know that you can get **access to this LINKtivity + PLUS our entire library** for about the same price as a single LINKtivity!

The results are in: **Teachers LOVE LINKtivities...** and want more! So, we've made it SUPER easy and cost effective for you to access any and ALL of our LINKtivities inside our LINKtivity Learning membership option! Instead of purchasing just ONE LINKtivity - why not get access to ALL of them... for about the SAME PRICE!




## INSIDE THE MEMBERSHIP YOU'LL HAVE UNLIMITED ACCESS TO:

- ✓ The **entire growing LINKtivity® library** inside the Membership (LINKtivities for all content areas)
- ✓ ALL **future LINKtivities** to be added to the membership (new releases each month!)
- ✓ **Teacher guides** to help you set up each LINKtivity® successfully in your classroom
- ✓ **Student resources** that go along with each LINKtivity (printable OR digital)
- ✓ **Kid-friendly rubrics** and **answer keys** for each LINKtivity®



**JOIN NOW**





# KID-EXPLORATIONS!

Our Exploration LINKtivity® Series is great for exploring high-interest themes that kids LOVE! Use our Exploration LINKtivities for fast finishers, at-home learning extensions, highlighting individual student interests, activities for students to complete during school breaks, & more!

Inside the Amusement Parks LINKtivity, students will explore amusement parks around the world, both past and present, through images, videos, Google Earth explorations, jokes, and offline extension activities!



# More Sample Slides

**AMUSEMENT PARKS**

CLICK HERE for More to Explore!

LET'S LEARN ABOUT AMUSEMENT PARKS! Click a category below to begin exploring!

FACT FILES   SNAP A PICTURE   AROUND THE WORLD   JUST JOKIN'

HA HA HA

## MORE TO EXPLORE!

Throughout camp this week, try these additional activities!

**DESIGN AN AMUSEMENT PARK RIDE!**  
Can you build the next great roller coaster? Using materials around the house, construct a roller coaster. Time how long it takes your marble to complete the track.  
CLICK HERE for ideas!

**READ ABOUT IT!**  
Do you think it would be cool to be an amusement park engineer? Read all about what it takes to be one!  
CLICK HERE to read.  
BONUS: Make a list of qualifications that you would need to have to get this job!

**BUILD A ROLLER COASTER!**  
You've been selected to imagine and design the newest ride at the Fun-Land Amusement park. DECIDE: what will your ride do? what features will it have? what will riders experience?  
SKETCH out your ride (on paper or even with sidewalk chalk)!  
BONUS: Create your ride with materials around your house (ex. Legos, PopSicle sticks, cardboard, playdough)

**CONGRATS!** You just won a trip to Disney! Now it's time to map out your adventure. Using the amusement park map, decide where you want to go, which rides you want to ride, places you want to eat and more!  
BONUS: Write a story about your trip! TIP: print out the map for easy planning.  
CLICK HERE for the map.

**HAP OUT YOUR ADVENTURE!**

**DRAWING CHALLENGE!**  
Learn how to draw with step-by-step video directions. CLICK HERE to follow along.

## JUST JOKIN'!

Check out these jokes! Click each card to flip it over and see the answer! Pick your favorite and share with a friend!

The FAIREST wheel

what vegetable loves roller coasters?

what's the fastest ride at an amusement park?

Did you hear the amusement park was offering free bungee jumping!

what do ghosts ride at an amusement park?

what does an orthodontist do on a roller coaster?

Click the video icon to meet a real life roller-coaster designer!

People who design amusement park rides have to be good at science! They must understand the laws of **force and motion!**

**SNAP A PICTURE**

## FACT FILES

Click the video icons to learn more >>

**DID YOU KNOW...**

Bakken, the world's oldest amusement park, is over 400 years old! The park is located in the country of Denmark and opened in 1583!

China has the most roller coasters in the world.

Disney World in Orlando, Florida attracts over 58 million visitors each year.

The hotdog was invented at an amusement park.

The fastest roller coaster, located in Abu Dhabi, can take you from 0 to 150 mph in just five seconds!

amusement parks were originally called "trolley parks." Trolleys, similar to trains, were placed in picnic areas to help people get around the park. Eventually, the trolley parks added other rides and attractions.

A Trolley Park, 2000s

Fasted Roller Coaster

The Entrance to Bakken

Roller coasters weren't always fast. In fact, the idea for a roller coaster came from coal mine carts. People would pay to ride a small railroad cart through a coal mine. This was the start of the roller coaster.

**SNAP A PICTURE**

## AROUND THE WORLD

Navigate through the tour by clicking on the arrows

Each stop on the tour will give you some information about that location.

Let's travel to amusement parks around the world!

We'll be exploring Google Earth so be sure to view the directions on the left so you know how to navigate once we get there!

Click and drag your computer mouse or finger side to side or up and down to see more of the scene.

« When you're ready to explore, click the Google Earth icon!

If you're a fan of **Dorito chips**, you have a restaurant at Disneyland to thank! The owner of Casa de Fritos, a Mexican restaurant inside the park, was looking for a way to use up left over tortillas. They began frying them as chips and the Dorito was born!

**SNAP A PICTURE**


**Carousels** were inspired by a game played in the Middle Ages. People would gallop horses around in a circle throwing balls toward other players. The carousel as we know it today became popular in the 18th century at fairs and other gatherings.

**SNAP A PICTURE**



This LINKtivity is provided with

# AUDIO SUPPORT



## FACT FILES



Bakken, the world's oldest amusement park, is over 400 years old! The park is located in the country of Denmark and opened in 1583!



The Entrance to Bakken

Amusement parks were originally called "trolley parks." Trolleys, similar to trains, were placed in picnic areas to help people get around the park. Eventually, the trolley parks added other rides and attractions.



A Trolley Park, 1800s



Fasted Roller Coaster

Click the video icons to learn more >>



### DID YOU KNOW...

Roller coasters can cost up to \$100,000 to build!

China has the most roller coasters in the world.

Disney World in Orlando, Florida attracts over 58 million visitors each year.


The hotdog was invented at an amusement park.

The fastest roller coaster, located in Abu Dhabi, can take you from 0 to 150 mph in just five seconds!

Perfect for English language learners or students who could use a little extra support!



# MORE TO EXPLORE!



Our Exploration LINKtivities also include additional “unplugged” activities that are great for extending the learning at home, for Fun Friday, indoor recess, over school breaks, & MORE!

**MORE TO EXPLORE!**

Throughout camp this week, try these additional activities!

**DESIGN AN AMUSEMENT PARK RIDE!**  
You've been selected to imagine and design the newest ride at the FUN-Land Amusement Park.  
**DECIDE:** what will your ride do? what features will it have? what will riders experience?  
**SKETCH** out your ride (on paper or even with sidewalk chalk!)  
**BONUS:** Create your ride with materials around your house! (ex. Legos, Popsicle sticks, cardboard, playdough)

**BUILD A ROLLER COASTER**  
Can you build the next great roller coaster? Using materials around the house, construct a roller coaster. Time how long it takes your marble to complete the track.  
[CLICK HERE](#) for ideas!

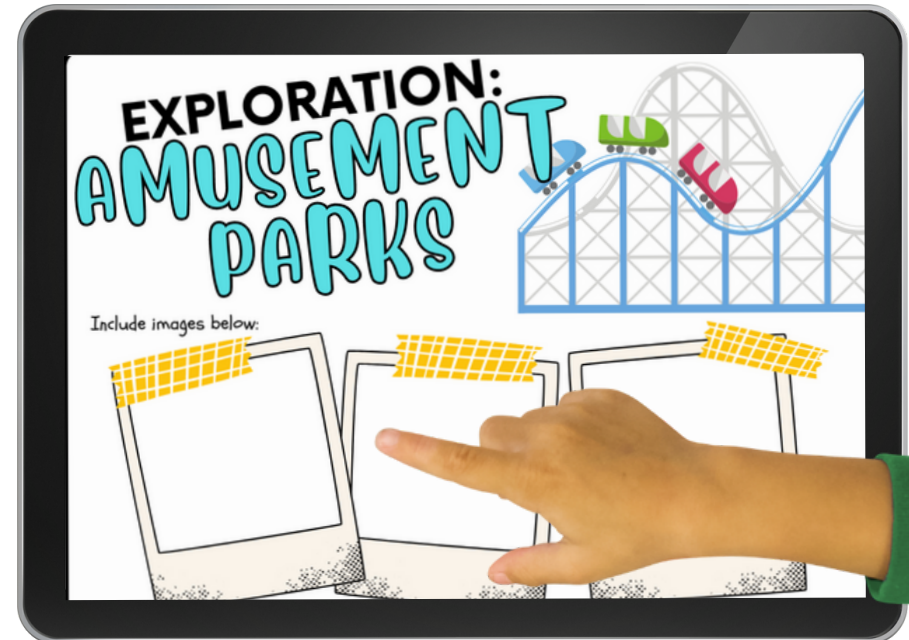
**READ ABOUT IT**  
Do you think it would be cool to be an amusement park engineer? Read all about what it takes to be one!  
[CLICK HERE](#) to read.  
**BONUS:** Make a list of qualifications that you would need to have to get this job!

**MAP OUT YOUR ADVENTURE**  
Congrats! You just won a trip to Disney! Now it's time to map out your adventure. Using the amusement park map, decide where you want to go, which rides you want to ride, places you want to eat and more!  
**BONUS:** Write a story about your trip!  
**TIP:** Print out the map for easy planning!  
[CLICK HERE](#) for the map.

**DRAWING CHALLENGE**  
Learn how to draw with step-by-step video directions.  
[CLICK HERE](#) to follow along.

# Printable & Digital Student Recording Sheet

## Printable Recording Sheet for LINKtivity



## Digital Recording Sheet for LINKtivity in Google Slides

