

ALLITERATION

Figurative Language:
ALLITERATION

Alliteration is when the beginning sound of a word is repeated two or more times in a phrase or sentence.

Click a topic above to learn more.

LEARN IT! READ IT! FIND IT! WRITE IT!

Click this icon anywhere you see it to always return to this homepage

Credits & Sources

What is ALLITERATION?

Include 3 examples found in the "Read It" section of the LINKtivity:

1



LINKtivity
Interactive Learning Guides

WAIT!

Thank you for considering this LINKtivity for your classroom, but before you make a decision - you should know that you can get **access to this LINKtivity + PLUS our entire library** for about the same price as a single LINKtivity!

The results are in: **Teachers LOVE LINKtivities...** and want more! So, we've made it SUPER easy and cost effective for you to access any and ALL of our LINKtivities inside our LINKtivity Learning membership option! Instead of purchasing just ONE LINKtivity - why not get access to ALL of them... for about the SAME PRICE!



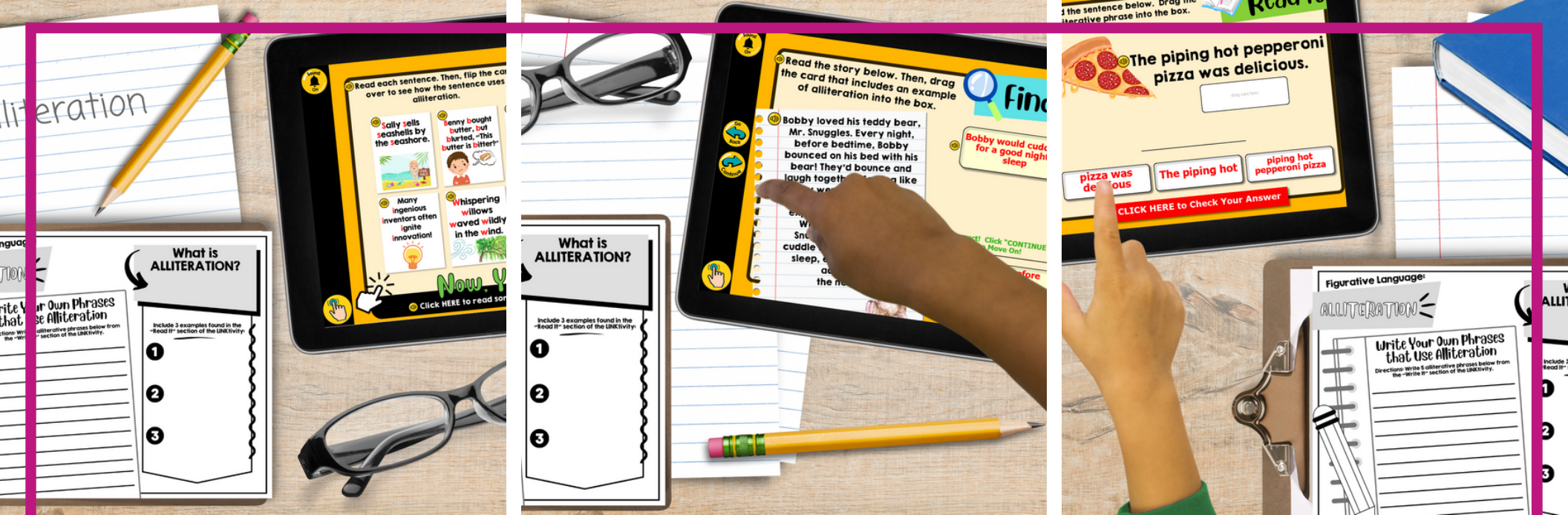
INSIDE THE MEMBERSHIP YOU'LL HAVE UNLIMITED ACCESS TO:

- ✓ The **entire growing LINKtivity® library** inside the Membership (LINKtivities for all content areas)
- ✓ ALL **future LINKtivities** to be added to the membership (new releases each month!)
- ✓ **Teacher guides** to help you set up each LINKtivity® successfully in your classroom
- ✓ **Student resources** that go along with each LINKtivity (printable OR digital)
- ✓ **Kid-friendly rubrics** and **answer keys** for each LINKtivity®



JOIN NOW






Discover an engaging and effective way to teach figurative language skills with our LINKtivity series on Figurative Language, focusing specifically on alliteration. In the LEARN category, students will effortlessly grasp the concept of alliteration through a kid-friendly video that models its use. Moving to the READ category, students will explore various examples of alliteration, gaining insights into how it is used in writing. Transitioning to the FIND category, students will dive into short stories, honing their ability to identify alliteration within passages. Finally, in the WRITE category, students will apply their newfound knowledge by crafting their own alliterative sentences through guided practice. This interactive LINKtivity is a perfect addition to morning work, literacy centers, and independent practice, making the learning process both enjoyable and effective for students.



More Sample Slides



Alliteration is when the beginning sound of a word is repeated two or more times in a phrase or sentence.

Credit: LINKtivity Learning



Peter Piper picked a peck of pickle peppers.

Credit: LINKtivity Learning

Read each sentence. Then, flip the card over to see how the sentence uses alliteration.

Read It!

- Sally sells seashells by the seashore.
- Benny bought butter, but blurted, "This butter is bitter!"
- The misty mountains majestically meet the morning sun.
- The cute kittens cuddled on the cozy couch.
- Many ingenious inventors often ignite innovation!
- Whispering willows waved wildly in the wind.
- Larry the lizard lounged lazily near the lagoon.
- Gracie's glittery glasses gleamed in the glowing light.

Now, YOU TRY!

Click [HERE](#) to read some more alliterative phrases!

Read the sentence below. Drag the alliterative phrase into the box.

Read It!

Kindergarten kids watched a play.

Drag card here

kids watched kindergarten kids a play

CLICK HERE to Check Your Answer

Read the sentence below. Drag the alliterative phrase into the box.

Read It!

The piping hot pepperoni pizza was delicious.

Drag card here

pizza was delicious The piping hot piping hot pepperoni pizza

CLICK HERE to Check Your Answer

Read the story below. Then, drag the card that includes an example of alliteration into the box.

Find It!

Bobby loved his teddy bear, Mr. Snuggles. Every night, before bedtime, Bobby bounced on his bed with his bear! They'd bounce and laugh together, feeling like they were flying. Bobby imagined they were exploring faraway lands. With a big hug to Mr. Snuggles, Bobby would cuddle in for a good night's sleep, excited for more adventures the next day.

Bobby would cuddle in for a good night's sleep

Correct! Click "CONTINUE" to Move On!

everynight before bedtime, Bobby bounced on his bed with his bear

Read the story below. Then, drag the card that includes an example of alliteration into the box.

Find It!

Sophie's little sister Addy was quite a character. Addy loved singing everywhere. Sophie's silly sister even sang in the shower! She sang with all her heart, making up fun songs as she scrubbed away. Her tunes made everyone chuckle because they were so cheerful and catchy. Sally would sometimes join in, making their bathroom concerts a hilarious daily tradition.

Addy loved singing everywhere

Correct! Click "CONTINUE" to Move On!

Sophie's silly sister even sang in the shower

Use the word tiles below to create sentences with alliteration. You can also use Filler Words to complete your sentence. Make sure your sentence makes sense! Then, use the **<>** to choose a new set of words.

Write It!

ALLITERATION WORDS 1

Example: A babbling brook bubbled beside the buzzing bees.

beach butterfly bicycle ballet

babbling bright bubbles backpack balloon

blissful breeze branches buzzing bee

breakfast blazing bookshelf bay

bumble bite beyond best by but below

RESET WORDS

the blue blueberries grow

FILLER WORDS

the the a a an

he she to flew es 's

ing s in with on sky

under through went flies

near and and between

along into him she is

it they sun what

where rode past road was

Drag the word tiles into the box above to create your sentence.

Use the word tiles below to create sentences with alliteration. You can also use Filler Words to complete your sentence. Make sure your sentence makes sense! Then, use the **<>** to choose a new set of words.

Write It!

ALLITERATION WORDS 2

Example: A dog named Daisy dug a deep ditch.

Daisy dog dug dancing dragons dance

daily daringly ditch deep determine

dazzling delightful discover dizzy dreaming

different direction darling dramatic do

don't digs

FILLER WORDS

the a an

he 's

s in with

beside

and

along into

ground

beside was

Drag the word tiles into the box above to create your sentence.



This LINKtivity is provided with

AUDIO SUPPORT



Perfect for English language learners or students who could use a little extra support!

Sound On

Find It

Read the story below. Then, drag the card that includes an example of alliteration into the box.

Bobby loved his teddy bear, Mr. Snuggles. Every night, before bedtime, Bobby bounced on his bed with his bear! They'd bounce and laugh together, feeling like they were flying. Bobby imagined they were exploring faraway lands. With a big hug to Mr. Snuggles, Bobby would cuddle in for a good night's sleep, excited for more adventures the next day.

Bobby would cuddle in for a good night's sleep

everynight before bedtime, Bobby bounced on his bed with his bear

Correct! Click "CONTINUE" to Move On!

Continue



Teacher & Student Resources

Teacher Lesson Plan

Recording Sheet (printable or digital)

LESSON

ESSENTIAL QUESTIONS:

What is alliteration?
How do authors use alliteration in their writing?

Standards Covered
L.3.3, L.3.5, L.4.3, L.4.5, L.5.5, RL.5.4

Materials Needed
Alliteration LINKtivity®
Alliteration Student Recording Sheet (optional)
Chart Paper and Markers or SmartBoard
Alliteration poster
Personal dry erase board or index card per student

Teacher Preparation
Preview the Alliteration LINKtivity® and plan for how you will share the LINKtivity with students (ex. assign link in Google Classroom, prepare QR codes, etc.)
Make copies of the recording sheet (optional).
Have chart paper and markers OR SmartBoard on hand.
Print off the Alliteration Poster. Laminate for durability.
Have a personal dry erase board or index card per student.

Lesson Introduction (5-10 min.)
• Introduce the essential question, and if needed, review the concept of figurative language.
• Invite students to write their name on a **board or index card**. Next, ask them to write a descriptive word that starts with their first name. For example, a student named Sarah might write "Super Sarah" on her card.
• Write an example on **chart paper**. Invite each student to have several students share and write their example on the chart paper. Choose one example from your list to see if we can expand this phrase using more of the same letter sound. For example, Sarah scored a goal at soccer as time allows.
• Introduce alliteration using the video "Learn It" or by [clicking here](#) to have a clear understanding of alliteration.

Lesson Conclusion (2-5 min.)
Review essential questions and what students have learned.

Lesson Activity (25 min.)
Have students complete the Alliteration LINKtivity®. While navigating the recording sheet, they will:

Figurative Language:

ALLITERATION

Write Alliterative Phrases
Directions: Record your alliterative phrases below from the "Write It" section of the LINKtivity.

Bobby, big, blue, bounced, bumpy, bike

Randy, rusted, ranch, razor, rapidly, really

Sammy, snack, sneaky, silently, snake, snuck

Fiona, funny, freely, friendly, frog, frolics

Annie, alligator, amount, always, ate, apples

Jack, joyfully, juicy, jellybeans, jumped, jolly

Figurative Language:

ALLITERATION

Write Alliterative Phrases
Directions: Record your alliterative phrases below from the "Write It" section of the LINKtivity.

Bobby, big, blue, bounced, bumpy, bike

Randy, rusted, ranch, razor, rapidly, really

Sammy, snack, sneaky, silently, snake, snuck

Fiona, funny, freely, friendly, frog, frolics

Annie, alligator, amount, always, ate, apples

Jack, joyfully, juicy, jellybeans, jumped, jolly

What is ALLITERATION?


1

2

3

Alliteration

Alliteration is when the beginning sound of a word is repeated two or more times in a phrase or sentence.



The piping hot pepperoni pizza was perfectly prepared.

Alliteration		Student:	
4	3	2	1
I can clearly explain what alliteration is.	I can explain what alliteration is.	I can somewhat explain what alliteration is.	I struggle to explain what alliteration is.
I can identify alliteration in my reading and writing without assistance.	I can identify alliteration in my reading and writing with little assistance.	I can identify alliteration in my reading and writing with assistance.	I have hard time identifying alliteration in my reading and writing, even with assistance.
I can come up with my own alliterative phrases without assistance and use them effectively in my writing to create mental images for the reader.	I can come up with my own alliterative phrases in my writing to create mental images for the reader with little assistance.	I can sometimes come up with my own alliterative phrases to create mental images for the reader with assistance.	I am unable to come up with my own alliterative phrases.

Figurative Language:

ALLITERATION

Answer Key

Write Alliterative Phrases
Directions: Record your alliterative phrases below from the "Write It" section of the LINKtivity.

Bobby, big, blue, bounced, bumpy, bike

Alliterative phrases will vary!

Randy, rusted, ranch, razor, rapidly, really

Sammy, snack, sneaky, silently, snake, snuck

Fiona, funny, freely, friendly, frog, frolics

Annie, alligator, amount, always, ate, apples

Jack, joyfully, juicy, jellybeans, jumped, jolly

What is ALLITERATION?
A type of figurative language that repeats the beginning sound of a word two or more times in a phrase or sentence.

Include 3 examples found in the "Read It" section of the LINKtivity.

Possible examples:

- Silly falls southside by the seashore.
-This butter is buttery, but shortbread.
-The snaky mountains majestically meet the morning sun.
- Many famous inventors often ignore inventions.
-Whispering willows waved wildly in the wind.
-I sure did hear him laugh lastly near the lagoon.
- Gracie's glitter glasses glowed in the glowing light.

Classroom Poster

Answer Key & Rubric

