

# ALEXANDRIA OCASIO-CORTEZ



Include an illustration:

CONTRIBUTIONS & ACHIEVEMENTS

List several contributions and achievements of this person:

QUOTES

Choose one quote said by this person and write it below:



**LNK** **activity**  
Interactive Learning Guides

# WAIT!


Thank you for considering this LINKtivity for your classroom, but before you make a decision - you should know that you can get **access to this LINKtivity + PLUS our entire library** for about the same price as a single LINKtivity!

The results are in: **Teachers LOVE LINKtivities...** and want more! So, we've made it SUPER easy and cost effective for you to access any and ALL of our LINKtivities inside our LINKtivity Learning membership option! Instead of purchasing just ONE LINKtivity - why not get access to ALL of them... for about the SAME PRICE!




## INSIDE THE MEMBERSHIP YOU'LL HAVE UNLIMITED ACCESS TO:

- ✓ The **entire growing LINKtivity® library** inside the Membership (LINKtivities for all content areas)
- ✓ ALL **future LINKtivities** to be added to the membership (new releases each month!)
- ✓ **Teacher guides** to help you set up each LINKtivity® successfully in your classroom
- ✓ **Student resources** that go along with each LINKtivity (printable OR digital)
- ✓ **Kid-friendly rubrics** and **answer keys** for each LINKtivity®



**JOIN NOW**





**Alexandria Ocasio-Cortez, often referred to as AOC, is a young and dynamic politician who serves in the United States House of Representatives. She is known for being an advocate for progressive policies, such as universal healthcare and fighting climate change. In this Mini-Biography LINKtivity, students will learn about AOC's early life, her accomplishments and achievements, and her on-going work that continues to inspire young people to engage in politics.**







# More Sample Slides

Click each lightbulb below to learn about this figure's contributions and achievements.

## CONTRIBUTIONS & ACHIEVEMENTS

Alexandria Ocasio-Cortez became famous for defeating Joe Crowley (who had served a 10-term) for New York's 14th Congressional District. At just the age 29, Alexandria was the youngest woman and the youngest Latina ever serve in the United States Congress.

Click the < and > to see quotes.

## QUOTES & PHOTOS

"I don't think any person in America should die because they are too poor to live."



Alexandria Ocasio-Cortez

Click each category below to learn more

BIO SNAPSHOT

CONTRIBUTIONS & ACHIEVEMENTS


QUOTES & PHOTOS



Click each lightbulb below to learn about this figure's contributions and achievements.

## CONTRIBUTIONS & ACHIEVEMENTS

Alexandria Ocasio-Cortez helps make important decisions in the government. She wants to help make things better for the planet and for people who don't have a lot of money. She has helped raise awareness for a plan called The Green New Deal which focuses on climate change. The plan suggests that we should start using cleaner sources of energy like the sun and wind instead of things that pollute the air like coal and gas. She also believes that we should make buildings and cars use less energy, which would save us money and be good for the planet.



Click the < and > to see quotes.


## QUOTES & PHOTOS

"I believe that every American should have stable housing, health care, education... the most very basic needs."



## Winner!

Alexandria Ocasio-Cortez couldn't believe it. She had won her first election. People had voted for her.



Credit: It's Reading Time



This LINKtivity is provided with

# AUDIO SUPPORT



**Perfect for English  
language learners or  
students who could use  
a little extra support!**

**CONTRIBUTIONS ACHIEVEMENT**

Click each lightbulb below to learn about this figure's contributions and achievements.

Alexandria Ocasio-Cortez likes to use social media to talk with people and is very passionate about helping poor and working families. One thing that she thinks is really important is that everyone should be able to go to the doctor when they need to. She wants to make sure that everyone can get healthcare, no matter how much money they have. Many people like her a lot because she understands what it's like to be young and she talks to them in a way that they can understand.



# Student & Teacher Resources

## Recording Sheet for LINKtivity

### Lesson Plan

#### LESSON

#### ESSENTIAL QUESTIONS:

What is a biography?  
Who is (specific person) and what makes him/her unique?



Note: This lesson plan can be used with any mini-biography LINKtivity.

#### Standards Covered

CCRA.R.10

#### Materials Needed

Biography LINKtivity®  
KWL student sheet  
Biography student sheet (optional)  
Chart paper/markers OR SMARTboard/Whiteboard

#### Teacher Preparation

Preview the mini-biography(ies) that you have selected for your students. Plan for how you will share the LINKtivity with students (ex. assign link in Google Classroom, prepare QR codes, etc). Prepare a KWL chart on chart paper or SMARTboard/whiteboard. Print the KWL and biography student sheets.

#### Lesson Introduction (5-10 min.)

- Introduce the essential questions.
- Introduce the person(s) your students will be exploring and provide each student with a **KWL student sheet**.
- **ASK:** What do you know about this person? What do you want to know about this person?
- Have students complete the first two columns of the chart. Note: If your whole class is exploring the same person, you can complete this chart together on a SMARTboard/whiteboard. If each student is completing a different person, have them complete a KWL for their specific person.

#### Lesson Activity (20 mins)


Have students complete a **Biography LINKtivity**, either one assigned to them or of their own selection. While navigating the LINKtivity, students have the option to complete the **biography student sheet**.


#### Optional Extension Activities

- Take virtual field trips to museums, historical sites, or places related to the person's life using a tool like Google Earth.
- Have students record a podcast episode about their person.
- Host a wax museum event where students dress up and take on the persona of their chosen individual to educate others.

#### Lesson Conclusion (2-5 min.)


Review essential questions and have students share their responses in light of what they have learned. Have students complete the final column of their KWL chart (what I learned).

Biography of: 

Include an illustration: 

**BIO SNAPSHOT**  
List several facts about this person:

**CONTRIBUTIONS & ACHIEVEMENTS**  
List several contributions and achievements of this person:

**QUOTES**  
Choose one quote said by this person and write it below:  
  
What this quote means to me:

What do you think was the biggest impact made by this person?

LINKtivity® Learning, 2023. ALL RIGHTS RESERVED.

Biography of: 

Insert an image: 

**BIO SNAPSHOT**  
List several facts about this person:

**CONTRIBUTIONS & ACHIEVEMENTS**  
List several contributions and achievements of this person:

**QUOTES**  
Choose one quote said by this person and write it below:  
  
What this quote means to me:

What do you think was the biggest impact made by this person?

Also available in Google Slides!

