

# TYPES OF CHARACTERS

**TYPES OF CHARACTERS**

Learn Explore Practice

Click a category above

**HOW TO USE YOUR LINKTIVITY AS A PPT OR**

**STEP 1:** OPEN the LINKtivity onto your digital device. Either scan the QR code OR type the URL into an internet browser. If you are using a QR code, make sure you are in a well-lit area.

**STEP 3:** NAVIGATE through the LINKtivity using the links and anchor icons.

Follow the directions as each slide provides to help you more about the LINKtivity Guide.

**TYPES OF CHARACTERS**

Write the definitions of the following vocabulary in your own words:

ROUND CHARACTER:

Character	What We Know	Type of Character

**LINKtivity**  
Interactive Learning Guides

# WAIT!

Thank you for considering this LINKtivity for your classroom, but before you make a decision - you should know that you can get **access to this LINKtivity + PLUS our entire library** for about the same price as a single LINKtivity!

The results are in: **Teachers LOVE LINKtivities...** and want more! So, we've made it SUPER easy and cost effective for you to access any and ALL of our LINKtivities inside our LINKtivity Learning membership option! Instead of purchasing just ONE LINKtivity - why not get access to ALL of them... for about the SAME PRICE!



## INSIDE THE MEMBERSHIP YOU'LL HAVE UNLIMITED ACCESS TO:

- ✓ The **entire growing LINKtivity® library** inside the Membership (LINKtivities for all content areas)
- ✓ ALL **future LINKtivities** to be added to the membership (new releases each month!)
- ✓ **Teacher guides** to help you set up each LINKtivity® successfully in your classroom
- ✓ **Student resources** that go along with each LINKtivity (printable OR digital)
- ✓ **Kid-friendly rubrics** and **answer keys** for each LINKtivity®

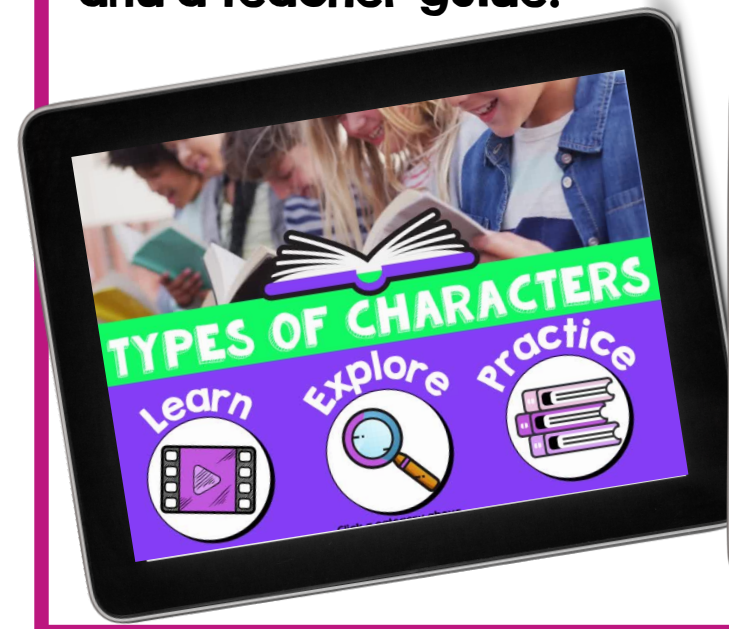


**JOIN NOW**





**Your students are going to love this hands-on approach to learning about the the different types of characters in the fiction books that they read (including round, flat, static, dynamic, protagonist, antagonist). Resource includes a LINKtivity digital learning guide, a student recording sheet (printable or digital), answer key, a rubric, and a teacher guide.**



# More Sample Slides



**SUDA MAKES AN EFFORT**

Suda liked softball games, but she hated practice. During drills, she dragged her feet and when her team had to run sprints, she jogged. When she passed the ball with a partner, she tossed it carelessly instead of focusing on her form, and when she missed a catch, she slowly strolled after the ball as it rolled away. She was hot and hungry and ready to go home.

There are two main types of characters: **round characters** & **flat characters**.

Round characters are the main, most important characters. We get to know a LOT about round characters.

Flat characters are minor, less important characters in a story. The reader doesn't learn a lot about them.

**ROUND CHARACTERS**


- readers learn how they feel, think, act
- can be a hero (protagonist) or villain (antagonist)
- usually dynamic (go through a change)

**FLAT CHARACTERS**

- readers only learn minor details about these characters
- not usually in the story a lot
- usually static (do not go through a change)

**CHARACTERS**

Character	What We Know	Type of Character
Suda	<ul style="list-style-type: none"> <li>plays softball</li> <li>hates practice</li> <li>feels tired and unmotivated during practice</li> <li>changes attitude when she notices her sister is proud of her</li> </ul>	Round, Dynamic
Eesha	<ul style="list-style-type: none"> <li>Suda's Sister</li> <li>Proud of Suda</li> </ul>	Flat, Static
Mom	<ul style="list-style-type: none"> <li>Suda &amp; Eesha's Mom</li> </ul>	Flat, Static
Coach	<ul style="list-style-type: none"> <li>Suda's Coach</li> </ul>	Flat, Static

Now it's your turn! Click  and try identifying the different types of character in the "Practice" section.

Now, let's take a look at the characters in the story, *Suda Makes an Effort*. The characters include Suda, her coach, her sister, Eesha and her mom.

Of course, Suda is a round character. She is in the story the entire time, and the events all revolve around her playing softball. The reader gets to know what she is thinking and feeling throughout the story. We also get to know what other characters think about her.

Eesha, along with Suda's mom and coach are **flat characters**. They only appear in the story a couple of times and we don't get to know them very well.

**THE UNEXPECTED TREASURE**


"Good luck!" said Penelope. She handed her sister a compass and treasure map.

Captain Mackenzie, with her parrot Lou on her arm, climbed aboard her ship. She waved, then raised the sails and pointed east toward the Isle of Gold. "Gold!" Lou squawked.

Suddenly, a strong wind swirled around the ship. Waves whipped it around and a burst of rain pelted down. When lightning cracked, Captain Mackenzie cried, "Shiver me timbers! We'd better wait below deck."

The storm tossed the boat this way and that. When it finally passed, Captain Mackenzie and Lou climbed out to find a bold rainbow spread across the horizon. "Gold!" Lou squawked.

"I'm not sure which way the gold is, Lou," Captain Mackenzie said, scratching her head. "But that rainbow is quite a treasure."




As they sailed home, Captain Mackenzie and Lou watched the orange sunset.

"Did you get the treasure?" Penelope asked as they pulled up to shore.

Captain Mackenzie smiled. "We did not find the gold. But the journey was worth even more."

**THE END**

Click on  to choose another story.

**CURT'S BIG NIGHT**

No one thought that Curt could become a tooth fairy, and Curt wasn't so sure himself. Grace and Jason were both so nimble. Curt was clumsy.

"Don't let the window hit you on the way out!" Jason would sneer during practice.

"Don't listen to him, Curt!" Grace reassured him. "You have worked hard to become a good Tooth Fairy. It's going to happen! I just know it."

Curt wasn't so sure.

That night, the Head Fairy watched as Curt slipped through the cracked open window, clutching the coin. He found Emma asleep in her bed and flew quietly toward her pillow. But Curt was so nervous that his hands grew clammy and he forgot to watch where he was going. Suddenly, CRASH! Curt bumped into a lampshade. Then, clink-clink-clink, the silver bounced across the floor.

Curt held his breath, but it was too late. Emma's eyes started to flutter open. Curt had to think fast. Suddenly, he remembered a song that his mom used to sing to help him sleep. As quiet as a whisper, Curt hummed the soothing song.

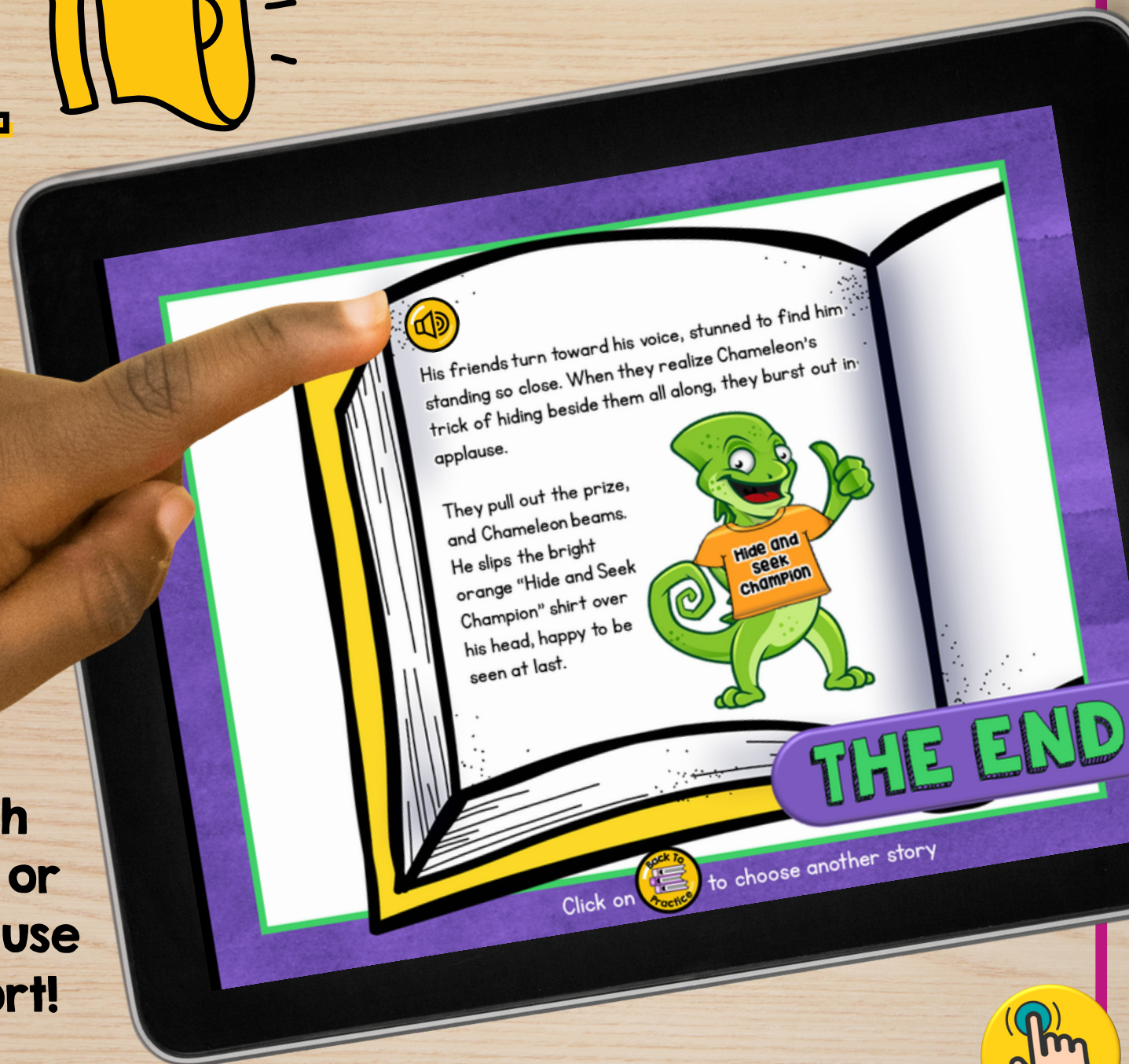

Emma let out a yawn and closed her eyes, slipping back into sleep. As carefully as he could, Curt scooped the silver dollar off the floor and hid it under Emma's pillow. He picked up her tooth but decided to leave it behind for Emma to keep. After all, it was her first.

As he silently flew back out the window, Curt was sure that this would be his last tooth fairy adventure. There was no way that he would make the team after dropping the coin and then leaving the tooth behind. But when he saw the Head Fairy, she was holding a wand out to him. "That was a good save in there, Curt," she said. "Welcome to the team."



This LINKtivity is provided with

# AUDIO SUPPORT



Perfect for English language learners or students who could use a little extra support!



# Printable & Digital Student Recording Sheet

## Printable Recording Sheet for LINKtivity

**TYPES OF CHARACTERS**  
Complete the chart below for each character in the story.

Write the definitions of the following vocabulary in your own words:

ROUND CHARACTER:

FLAT CHARACTER:

PROTAGONIST:

ANTAGONIST:

DYNAMIC CHARACTER:

**A SNEAKY TRICK**

**CURT'S BIG NIGHT**

Character	What We Know	Type of Character

© 2020 The Classroom Nook. ALL RIGHTS RESERVED.

**TYPES OF CHARACTERS**  
Complete the chart below for each character in the story.

Write the definitions of the following vocabulary in your own words:

ROUND CHARACTER:

FLAT CHARACTER:

PROTAGONIST:

ANTAGONIST:

DYNAMIC CHARACTER:

STATIC CHARACTER:

**A SNEAKY TRICK**

**CURT'S BIG NIGHT**

Character	What We Know	Type of Character

## Digital Recording Sheet for LINKtivity in Google Slides

## Rubric

**TYPES OF CHARACTERS**  
Student: \_\_\_\_\_

Types of Characters	4	3	2	1
	While reading, I can identify round and flat characters without assistance. I understand and can use terms like protagonist, antagonist, dynamic, and static to describe each character. I am usually able to use text evidence to support my thinking.	While reading, I can identify round and flat characters with little assistance. I mostly understand and can usually use terms like protagonist, antagonist, dynamic, and static to describe each character. I am usually able to use text evidence to support my thinking.	While reading, I can identify round and flat characters with assistance. I need help using terms like protagonist, antagonist, dynamic, and static to describe each character. I can sometimes use text evidence to support my thinking.	While reading, I struggle to identify the different types of characters, even with heavy assistance.

**TYPES OF CHARACTERS**  
Student: \_\_\_\_\_

Types of Characters	4	3	2	1
	While reading, I can identify round and flat characters without assistance. I understand and can use terms like protagonist, antagonist, dynamic, and static to describe each character. I am usually able to use text evidence to support my thinking.	While reading, I can identify round and flat characters with little assistance. I mostly understand and can usually use terms like protagonist, antagonist, dynamic, and static to describe each character. I am usually able to use text evidence to support my thinking.	While reading, I can identify round and flat characters with assistance. I need help using terms like protagonist, antagonist, dynamic, and static to describe each character. I can sometimes use text evidence to support my thinking.	While reading, I struggle to identify the different types of characters, even with heavy assistance.

© 2020 The Classroom Nook. ALL RIGHTS RESERVED.

**PLUS: a recording sheet to use with ANY text! (printable or digital)**

**TYPES OF CHARACTERS**  
Complete the chart below for each character in the story.

Write the definitions of the following vocabulary in your own words:

ROUND CHARACTER:

FLAT CHARACTER:

PROTAGONIST:

ANTAGONIST:

DYNAMIC CHARACTER:

TITLE: \_\_\_\_\_

Character	What We Know	Type of Character

**TYPES OF CHARACTERS**  
Complete the chart below for each character in the story.

Write the definitions of the following vocabulary in your own words:

ROUND CHARACTER:

FLAT CHARACTER:

PROTAGONIST:

ANTAGONIST:

DYNAMIC CHARACTER:

TITLE: \_\_\_\_\_

Character	What We Know	Type of Character

