

# SYNTHESIZING

## SYNTHESIZING

In your own words, describe what synthesizing is inside the water drop:

**PRACTICE MAKES PERFECT**

When I read, I can change my thinking as I learn new information from the text. My thoughts, opinions, and understanding grow.

As you read each passage in the Link & Think guide, stop often to synthesize. Write each thought on a new ripple.

**THE WATER CYCLE**

**THE MISSING ASSIGNMENT**

Phil rushed into his classroom before the bell rang. "Whew, made it!" he said with relief.

Then, he began rummaging in his backpack. Phil was looking for his homework assignment, which was a book report that he had been working on all week. It was due today!

**CLICK HERE TO KEEP READING!**



## SYNTHESIZING RUBRIC

4	3	2
While reading, I can clearly show how my thinking changes and grows as I read without assistance. I stop often to synthesize with my partner.	While reading, I can show how my thinking changes and grows as I read with little assistance. I stop often to synthesize with my partner.	While reading, I can show how my thinking changes and grows as I read with a lot of assistance. I stop often to synthesize with my partner.

## SYNTHESIZING

When I read, I can change my thinking as I learn new information from the text. My thoughts, opinions, and understanding grow.

At first I was thinking...

Now I'm thinking...

After reading, I think...

**LNK**  **tivity**  
Interactive Learning Guides

# WAIT!


Thank you for considering this LINKtivity for your classroom, but before you make a decision - you should know that you can get **access to this LINKtivity + PLUS our entire library** for about the same price as a single LINKtivity!

The results are in: **Teachers LOVE LINKtivities...** and want more! So, we've made it SUPER easy and cost effective for you to access any and ALL of our LINKtivities inside our LINKtivity Learning membership option! Instead of purchasing just ONE LINKtivity - why not get access to ALL of them... for about the SAME PRICE!



## INSIDE THE MEMBERSHIP YOU'LL HAVE UNLIMITED ACCESS TO:

- ✓ The **entire growing LINKtivity® library** inside the Membership (LINKtivities for all content areas)
- ✓ ALL **future LINKtivities** to be added to the membership (new releases each month!)
- ✓ **Teacher guides** to help you set up each LINKtivity® successfully in your classroom
- ✓ **Student resources** that go along with each LINKtivity (printable OR digital)
- ✓ **Kid-friendly rubrics** and **answer keys** for each LINKtivity®




**JOIN NOW**



# SYNTHESIZE

When I read I can change my thinking as I learn new information from the text. My thoughts, opinions, and understanding grows.



Synthesizing is like the ripples of a water drop. The ripples grow and expand, just like our thinking!



Your students are going to love this hands-on approach to learning how to synthesize while reading. Resource includes a LINKtivity digital learning guide (with audio support), a student recording sheet (printable or digital), answer key, a rubric, teacher observation sheets, classroom poster, student bookmarks, and a teacher guide with a 5-Day lesson plan guide.

## SYNTHESIZING

Click a category below

LEARN



EXPLORE



PRACTICE



# LEARN




HEY! Click the video play button to learn ALL about what it means to synthesize while you are reading!



# EXPLORE

I'm reading this story called "The Missing Assignment." Click on each and I'll tell you EVERYTHING that I'm thinking as I read.



# More Sample Slides

Oh no! What a terrible accident! My thinking is changing because I don't think Reeve is going to be able to be an actor anymore! I read somewhere before that paralyzed means that you don't have control over your body anymore. That's so sad! He must have felt devastated.

## PRACTICE

Now that you have a better idea of how to use this reading strategy, why not try it out for yourself? **Click on a book** and start synthesizing on your own!

### Practice Makes PERFECT

Joe liked going home and watching TV after school. He would sit on his couch for hours! He enjoyed watching many things, but he especially liked watching basketball.

One day, his older brother found him on the couch watching yet another game. "If you like basketball so much, why don't you try out for your school's basketball team?" Bill asked.

"Eh, there's too many practices after school I don't have the time," Joe responded.

"Hey, kid, you're pretty good for someone who has never played!" the coach said. "I think you have the potential to do well with some practice. What do you say? Do you want to join the team?"

Joe shrugged. He did have more fun today than he expected. He thought about it and told the coach, "Sure, why not?" He also thought to himself, "I can always quit if it's too hard."

Over the next week or so, Joe found that practice was indeed hard. He really did think about quitting because of it. He spoke to his brother about his concerns and Bill told him, "Well, of course it's hard! Getting good at something takes work! Remember what the coach said. Keep trying for a few more weeks before you make any decisions, okay?"

Joe tried to protest, but his brother dragged him to the car anyway. They rode to the school in silence. Joe thought, "Whatever, I will just try out to make Bill happy. Then I'll be back on my comfy couch tomorrow."

The two of them arrived at the tryouts and were immediately welcomed by a kind looking man. He introduced himself as the coach. He showed Joe where to line up so he could try out with the rest of the boys. Joe dribbled the ball, threw a few passes, and even made a couple of baskets. The coach looked impressed!

## The Water Cycle

Water has been around since the beginning of time. We don't get any new water on the Earth. We just reuse the same water over and over again! Our water goes through different phases in a cycle, which is like a circle. The cycle has no beginning and no ending, but just repeats forever. The four basic phases of the water cycle are evaporation, condensation, precipitation, and run-off.

### Cool It Off!

The second phase of the water cycle is called **condensation**. Condensation happens when the water vapor in the air cools down. As it cools, the water vapor changes back into a liquid. This liquid then forms a cloud in the sky.

### The Missing Assignment

Phil rushed into his classroom just before the bell rang. "Whew, made it!" he said with relief.

Then, he began rummaging in his backpack. Phil was looking for his homework assignment, which was a book report that he had been working on all week. It was due today!

"I caught Goldie with a paper of yours this morning after you left for school. She tore the corner up, but I found her in time before she could do any major damage. Here you go. Try to be more careful with your papers in the future."

She held out Phil's book report to him. The corner was chewed up and it was somewhat crinkled, but it was the most beautiful sight Phil had ever seen!

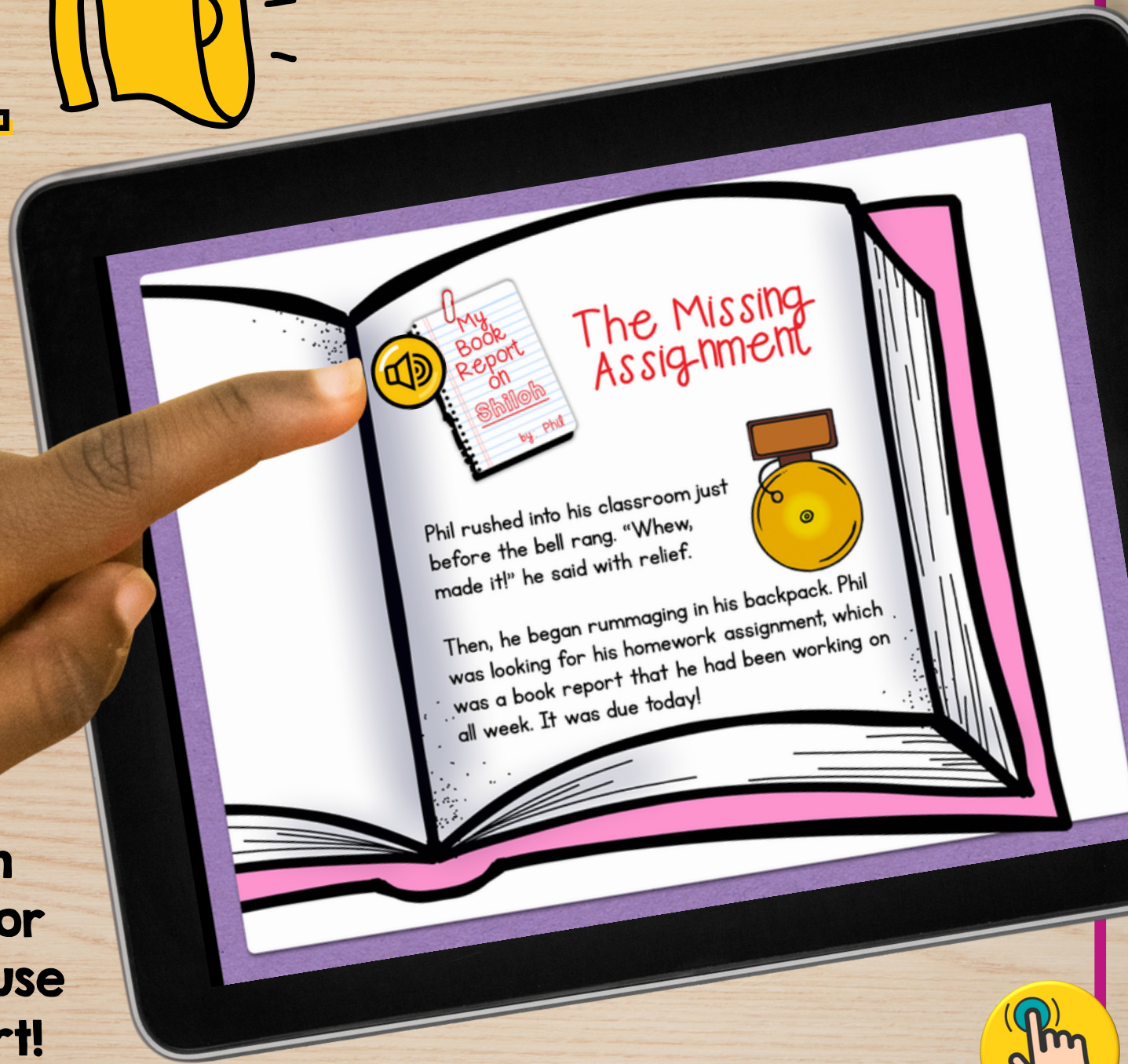

## THE END

Click on to choose another story



This LINKtivity is provided with

# AUDIO SUPPORT



Perfect for English language learners or students who could use a little extra support!



# Printable & Digital Student Recording Sheet

## Printable Recording Sheet for LINKtivity

## Digital Recording Sheet for LINKtivity in Google Slides

## Rubric

**PLUS: a recording sheet to use with ANY text! (printable or digital)**



# Additional Resources

## Teacher Observation Sheets (3 Different Formats)

**SYNTHESizing**

When I read, I can change my thinking as I learn new information from the text. My thoughts, opinions, and understanding grow.

At first I was thinking...

Now I'm thinking...

After reading, I think...

Synthesizing is like creating ripples in water. The ripples grow and expand, just like our thinking.

**Student Poster & Bookmark**

**SYNTHESizing**

When I read, I can change my thinking as I learn new information from the text. My thoughts, opinions, and understanding grow.

At first I was thinking...

Now I'm thinking...

After reading, I think...

Synthesizing is like creating ripples in water. The ripples grow and expand, just like our thinking!

© 2019. The Classroom Nook. ALL RIGHTS RESERVED

**SYNTHESizing**  
TEACHER OBSERVATION SHEET

Record how a student's thinking progresses with a text in one observation period.

Student: \_\_\_\_\_ Text: \_\_\_\_\_

Notes: \_\_\_\_\_

Uses text evidence?  YES  NO Does beyond summary?  YES  NO  
Logical synthesis?  YES  NO Synthesizes with **NO**STITLEMENT?  YES  NO

Student: \_\_\_\_\_ Text: \_\_\_\_\_

Notes: \_\_\_\_\_

Uses text evidence?  YES  NO Does beyond summary?  YES  NO  
Logical synthesis?  YES  NO Synthesizes with **NO**STITLEMENT?  YES  NO

Student: \_\_\_\_\_ Text: \_\_\_\_\_

Notes: \_\_\_\_\_

Uses text evidence?  YES  NO Does beyond summary?  YES  NO  
Logical synthesis?  YES  NO Synthesizes with **NO**STITLEMENT?  YES  NO

© 2019. The Classroom Nook. ALL RIGHTS RESERVED

**SYNTHESizing**  
TEACHER OBSERVATION SHEET

Record how a student's thinking progresses with a text in one observation period.

Student: \_\_\_\_\_ Date: \_\_\_\_\_ Text: \_\_\_\_\_

Notes: \_\_\_\_\_

Uses text evidence?  YES  NO Does beyond summary?  YES  NO  
Logical synthesis?  YES  NO Synthesizes with **NO**STITLEMENT?  YES  NO

Student: \_\_\_\_\_ Date: \_\_\_\_\_ Text: \_\_\_\_\_

Notes: \_\_\_\_\_

Uses text evidence?  YES  NO Does beyond summary?  YES  NO  
Logical synthesis?  YES  NO Synthesizes with **NO**STITLEMENT?  YES  NO

Student: \_\_\_\_\_ Date: \_\_\_\_\_ Text: \_\_\_\_\_

Notes: \_\_\_\_\_

Uses text evidence?  YES  NO Does beyond summary?  YES  NO  
Logical synthesis?  YES  NO Synthesizes with **NO**STITLEMENT?  YES  NO

© 2019. The Classroom Nook. ALL RIGHTS RESERVED

**SYNTHESizing**  
TEACHER OBSERVATION SHEET

Record how a student's thinking progresses with a text in one observation period.

Date: \_\_\_\_\_ Student: \_\_\_\_\_ Text: \_\_\_\_\_

Reading Group: \_\_\_\_\_

Notes: \_\_\_\_\_

Uses text evidence?  YES  NO Does beyond summary?  YES  NO  
Logical synthesis?  YES  NO Synthesizes with **NO**STITLEMENT?  YES  NO

Student: \_\_\_\_\_

Notes: \_\_\_\_\_

Uses text evidence?  YES  NO Does beyond summary?  YES  NO  
Logical synthesis?  YES  NO Synthesizes with **NO**STITLEMENT?  YES  NO

Student: \_\_\_\_\_

Notes: \_\_\_\_\_

Uses text evidence?  YES  NO Does beyond summary?  YES  NO  
Logical synthesis?  YES  NO Synthesizes with **NO**STITLEMENT?  YES  NO

© 2019. The Classroom Nook. ALL RIGHTS RESERVED

