

THE STORY MOUNTAIN



LNK  **tivity**
Interactive Learning Guides

WAIT!

Thank you for considering this LINKtivity for your classroom, but before you make a decision - you should know that you can get **access to this LINKtivity + PLUS our entire library** for about the same price as a single LINKtivity!

The results are in: **Teachers LOVE LINKtivities...** and want more! So, we've made it SUPER easy and cost effective for you to access any and ALL of our LINKtivities inside our LINKtivity Learning membership option! Instead of purchasing just ONE LINKtivity - why not get access to ALL of them... for about the SAME PRICE!




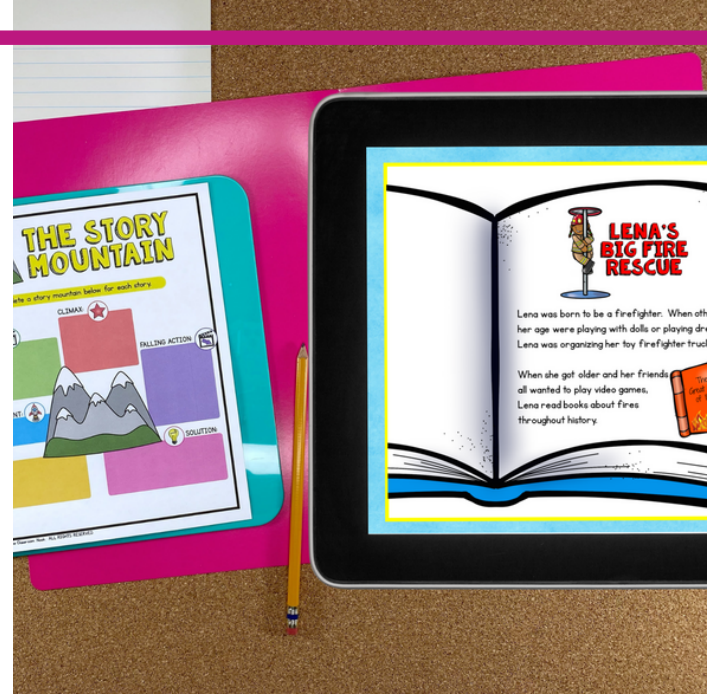
INSIDE THE MEMBERSHIP YOU'LL HAVE UNLIMITED ACCESS TO:

- ✓ The **entire growing LINKtivity® library** inside the Membership (LINKtivities for all content areas)
- ✓ ALL **future LINKtivities** to be added to the membership (new releases each month!)
- ✓ **Teacher guides** to help you set up each LINKtivity® successfully in your classroom
- ✓ **Student resources** that go along with each LINKtivity (printable OR digital)
- ✓ **Kid-friendly rubrics** and **answer keys** for each LINKtivity®



JOIN NOW





Your students are going to love this hands-on approach to learning about the story mountain structure in the fiction books that they read. Resource includes a LINKtivity digital learning guide, a student recording sheet (printable or digital), answer key, a rubric, and a teacher guide.



More Sample Slides

A CHANGE IN THE FAMILY

"Uno!" I called out while playing cards with Grams.

"Uno again?" Grams giggled. "Boy, you're good at this game! Why not let your ol' Grams win once in a while?" Grams said with a wink.

Just then, Dad and Mom walked in the door. Dad had a smirk on his face as he began to talk. "Nate, you're going to be a big brother!" Dad blurted out.

Read this story with me.

"Wanna play Uno?" I asked Grams. But no one heard me. Everyone was crowded around the baby.

I picked up the cards and tried out my newest magic trick: "I did it!" I said, but no one was watching. The baby had performed her own magic trick.

"Yuck!" I held my nose while Grams changed her diaper. "How can such a tiny person make such a huge smell?"

I went to my room. I started practicing trombone, but Mom shouted, "Not now! The baby's sleeping!"

STORY MOUNTAIN

The story mountain is a helpful tool to help us see the structure and flow of a fiction story. Look at the graphic organizer below to see the main parts of a story mountain.

INCITING INCIDENT
the event that begins the action

BACKGROUND
We learn about the characters and the setting.

RIISING ACTION
the events leading up to the climax

CLIMAX
the biggest conflict of the story

FALLING ACTION
the events following the climax

SOLUTION
We learn how the problem is solved.

Take a look at my story mountain below to see how this story follows the structure and flow of the mountain.

RIISING ACTION

- The baby is born
- Nate wants to play cards but no one is paying attention
- Nate figures out a magic trick, but no one sees
- Nate practices his trombone, but wakes up the baby

CLIMAX
Nate gets frustrated that no one is paying attention to him and he falls while storming out of the house.

FALLING ACTION

- Mom explains that just because she is giving more attention to the baby, she's still there for Nate.

SOLUTION
Nate holds the baby and begins to feel like their family finally fits together.

INCITING INCIDENT:
Nate is told his is going to be a big brother. He is NOT excited.

BACKGROUND:
Character: Nate, Grams, Mom & Dad, Baby
Setting: Springtime in Nate's family's apartment

Now it's your turn! Click and try sing the story mountain in the "Practice" section.

PRACTICE

Click on a story to read to practice this new skill.

BOOP, THE ROBOT

LENA'S BIG FIRE RESCUE

OLIVIA OTTER

BOOP, THE ROBOT

Boop was a talented robot. He could walk up walls, lift heavy things, roll fast, and shoot lasers. But as Boop sat alone in the lab where he was made, he thought, "I have all these skills and no one to help. It's time to leave."

Boop rolled out of the lab and down the sidewalk, where he found a tree. "Hello!" he said. "Can I help you?" The tree didn't answer, so Boop walked up the trunk into its branches. Suddenly - snap! - the branch broke, and Boop fell to the ground. One of Boop's buttons broke off. He picked it up and kept searching.

This time, instead of walking up the tree, he used his long grabber to reach into the branches to get the girl. He carefully scooped her up and brought her down safely to the ground. "Thank you!" she cried, and she gave Boop a hug. When she looked him over, she added, "You look like you could use some help, too."

The girl dried Boop off, then reattached and reprogrammed his loose button. "Thank you," said Boop. He didn't know what to say next. He did not want to return to the lab, but neither one of them needed help any more.

"We make a good team," said the girl. "Would you like to come home with me?"

The little robot nodded and spun around with joy.

THE END

Click on to choose another story

LENA'S BIG FIRE RESCUE

Lena was born to be a firefighter. When other girls her age were playing with dolls or playing dress up, Lena was organizing her toy firefighter trucks.

When she got older and her friends all wanted to play video games, Lena read books about fires throughout history.

OLIVIA OTTER

Olivia was different from the other otters. While they twined and splashed in the water, Olivia stayed dry on the riverbank, watching. She wanted to join them, but she was afraid to swim.

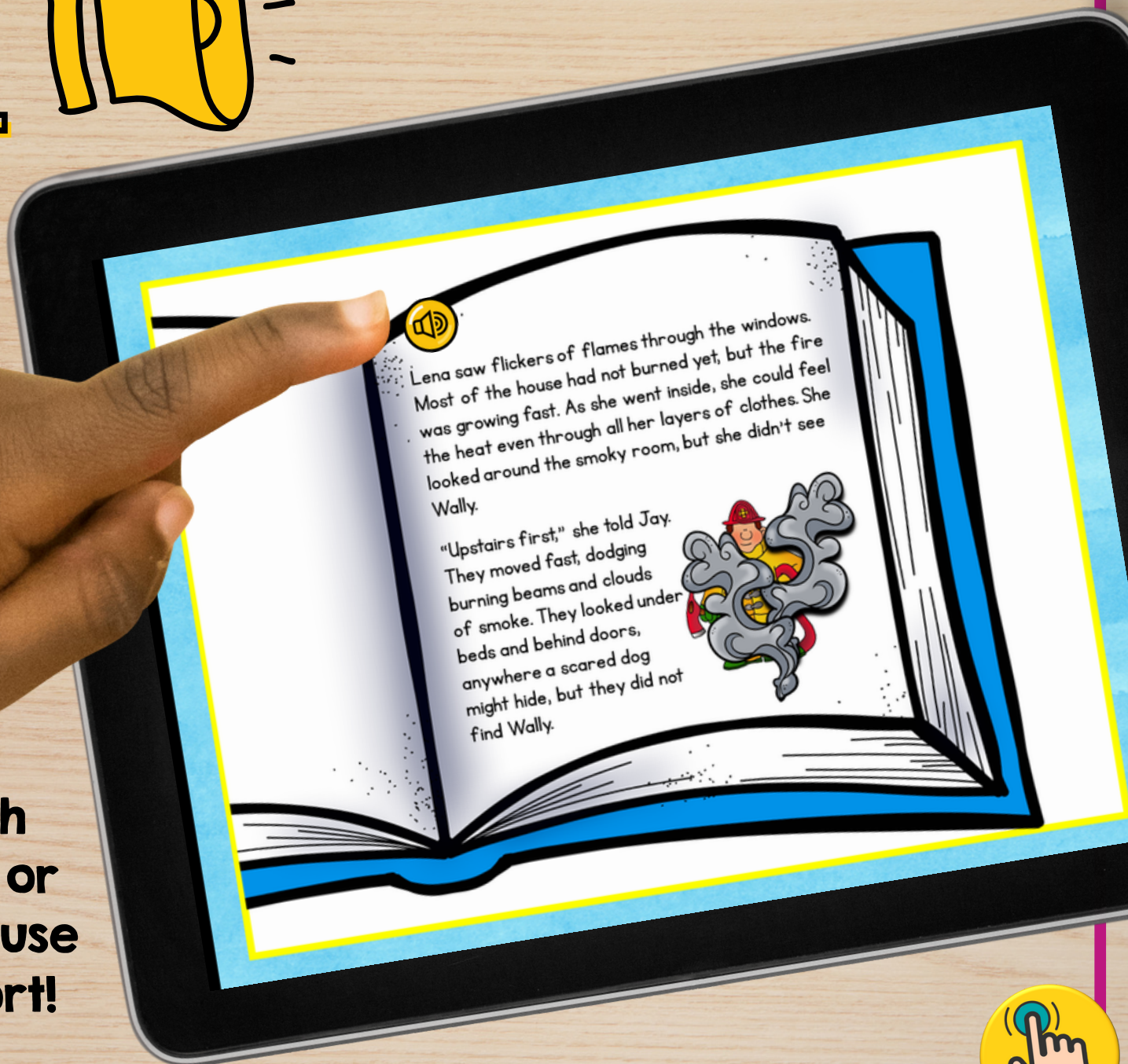

Her best friend Geo basked onto the shore beside her. "No fish today?" Olivia asked. Geo always brought her fish or crabs to snack on.

"Why don't you come get one yourself?" Geo asked. "I'll show you how."



This LINKtivity is provided with

AUDIO SUPPORT



**Perfect for English
language learners or
students who could use
a little extra support!**



Printable & Digital Student Recording Sheet

Printable Recording Sheet for LINKtivity

Write the definitions of the following terms in your own words:

INCITING INCIDENT

RISING ACTION

CLIMAX

FALLING ACTION

THE STORY MOUNTAIN

Complete a story mountain below for each story.

CLIMAX: ★

RISING ACTION: 🎬

FALLING ACTION: 🎬

INCITING INCIDENT: 🚀

BACKGROUND: 👤

SOLUTION: 💡

BOOP, THE ROBOT

© 2020 The Classroom Nook. ALL RIGHTS RESERVED

THE STORY MOUNTAIN

Complete the story mountain below:

★ CLIMAX

🎬 RISING ACTION

🎬 FALLING ACTION

🚀 INCITING INCIDENT

👤 BACKGROUND

TITLE: _____

THE STORY MOUNTAIN

Complete the story mountain below:

★ CLIMAX

🎬 RISING ACTION

🎬 FALLING ACTION

🚀 INCITING INCIDENT

👤 BACKGROUND

💡 SOLUTION

TITLE: _____

THE STORY MOUNTAIN

Complete a story mountain below for each story

CLIMAX: ★

RISING ACTION: 🎬

FALLING ACTION: 🎬

INCITING INCIDENT: 🚀

BACKGROUND: 👤

SOLUTION: 💡

BOOP, THE ROBOT

Digital Recording Sheet for LINKtivity in Google Slides

Rubric

THE STORY MOUNTAIN

Student: _____

	4	3	2	1
The Story Mountain	While reading, I can correctly identify the different parts of the story mountain without assistance including background information, the inciting incident, the rising action, the climax, the falling action, and the solution. I can use many details from the text to support each component of the story mountain.	While reading, I can identify the different parts of the story mountain with little assistance including background information, the inciting incident, the rising action, the climax, the falling action, and the solution. I can use details from the text to support each component of the story mountain.	While reading, I can identify some parts of the story mountain with assistance. My story mountain includes one or more of the following background information, the inciting incident, the rising action, the climax, the falling action, and/or the solution. I need help with adding details to each component.	While reading, I struggle to identify the parts of a story mountain, even with heavy assistance.

THE STORY MOUNTAIN

Student: _____

	4	3	2	1
The Story Mountain	While reading, I can correctly identify the different parts of the story mountain without assistance including background information, the inciting incident, the rising action, the climax, the falling action, and the solution. I can use many details from the text to support each component of the story mountain.	While reading, I can identify the different parts of the story mountain with little assistance including background information, the inciting incident, the rising action, the climax, the falling action, and the solution. I can use details from the text to support each component of the story mountain.	While reading, I can identify some parts of the story mountain with assistance. My story mountain includes one or more of the following background information, the inciting incident, the rising action, the climax, the falling action, and/or the solution. I need help with adding details to each component.	While reading, I struggle to identify the parts of a story mountain, even with heavy assistance.

© 2020 The Classroom Nook. ALL RIGHTS RESERVED

PLUS: a recording sheet to use with ANY text! (printable or digital)

