


# COLONIAL JOBS



 **LNKtivity**  
Interactive Learning Guides

# WAIT!

Thank you for considering this LINKtivity for your classroom, but before you make a decision - you should know that you can get **access to this LINKtivity + PLUS our entire library** for about the same price as a single LINKtivity!

The results are in: **Teachers LOVE LINKtivities...** and want more! So, we've made it SUPER easy and cost effective for you to access any and ALL of our LINKtivities inside our LINKtivity Learning membership option! Instead of purchasing just ONE LINKtivity - why not get access to ALL of them... for about the SAME PRICE!



## INSIDE THE MEMBERSHIP YOU'LL HAVE UNLIMITED ACCESS TO:

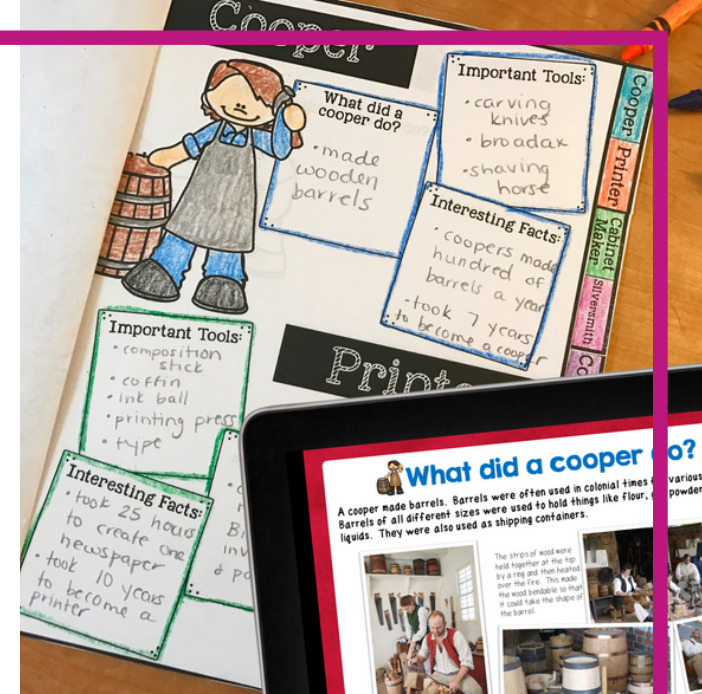
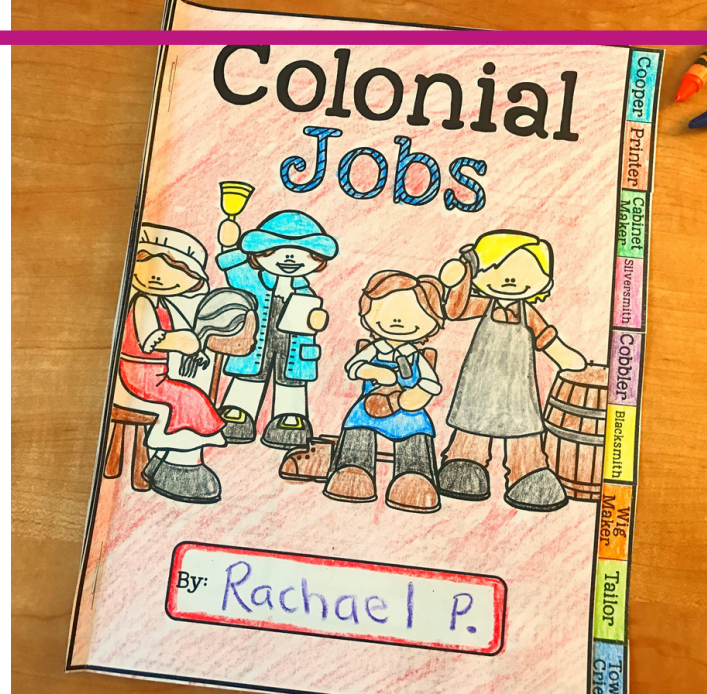
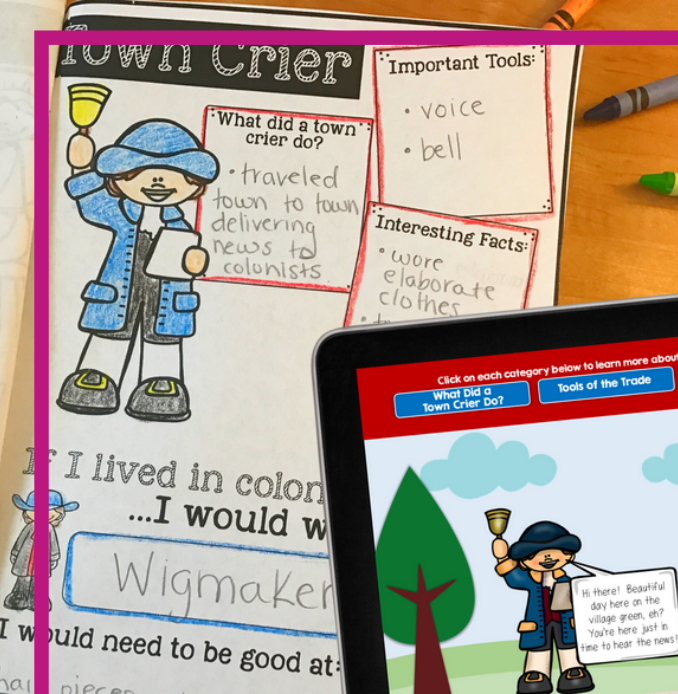
- ✓ The **entire growing LINKtivity® library** inside the Membership (LINKtivities for all content areas)
- ✓ ALL **future LINKtivities** to be added to the membership (new releases each month!)
- ✓ **Teacher guides** to help you set up each LINKtivity® successfully in your classroom
- ✓ **Student resources** that go along with each LINKtivity (printable OR digital)
- ✓ **Kid-friendly rubrics** and **answer keys** for each LINKtivity®



**JOIN NOW**







**Your students are going to love this hands-on approach to learning about 9 different Colonial Jobs. Resource includes a LINKtivity digital learning guide, a student flipbook (printable or digital), answer key, a rubric, and teacher guide.**





# More Sample Slides

A **caliper** was used to measure the thickness of a piece of wood. This helped the cabinet maker to keep all pieces on one piece of furniture the same thickness.

**Caliper**

Hammers of all shapes and sizes were used to pound pieces of silver into shape.

**Hammers**

**Fun Facts**

- ★ If a colonial town did not have a dentist, a blacksmith could be called upon to pull teeth out since he would have a set of pliers to do the job!
- ★ A blacksmith could heat metal up to 3,000 degrees.
- ★ A boy would have to serve as an apprentice for 8 years in order to learn how to be a blacksmith.
- ★ Some hammers used by blacksmiths weighed 12 pounds!

Click on each category below to learn more about this colonial job.

What Did a Cabinet Maker Do? Tools of the Trade Fun Facts

Welcome to the **Cabinet Maker Shop**

Hello! I'm Mr. Smith, the cabinet maker - here for all your cabinet making needs! Come on in!

Since all sewing was done by hand, tailors would put a **thimble** over a finger to protect it from getting pricked by the needle.

**Thimble**

**Tools of the Trade**

Click on a tool to see how it was used:

needles cutting shears  
pins measuring tape thimble

Click on each category below to learn more about this colonial job.

What Did a Tailor Do? Tools of the Trade Fun Facts

Welcome to the **Tailor Shop**

Hi there! Welcome to my shop! I'm just finishing up with a customer, but if you give me a second, I can show you around the tailor shop!

**What did a cooper do?**

A cooper made barrels. Barrels were often used in colonial times for various purposes. Barrels of all different sizes were used to hold things like flour, gun powder, and liquids. They were also used as shipping containers.

The strips of wood were held together at the top by a peg and then heated over the fire. This made the wood bendable so that it could take the shape of the barrel.

Coopers would have to carve strips of wood that would be attached together to create the outer shape of the barrel.

**Fun Facts**


- ★ If a colonial town did not have a dentist, a blacksmith could be called upon to pull teeth out since he would have a set of pliers to do the job!
- ★ A blacksmith could heat metal up to 3,000 degrees.
- ★ A boy would have to serve as an apprentice for 8 years in order to learn how to be a blacksmith.
- ★ Some hammers used by blacksmiths weighed 12 pounds!





This LINKtivity is provided with

# AUDIO SUPPORT



Perfect for English  
language learners or  
students who could use  
a little extra support!



## What did a wigmaker do?

A wigmaker would design and make wigs for the colonists. Wigs were a sign of wealth in Colonial America. There were a variety of looks and types of wigs. In addition to making wigs, wigmakers would also cut and style people's real hair. They sold soaps, perfumes, and powders that were used on hair.



Both human and animal hair was woven together to create a wig.



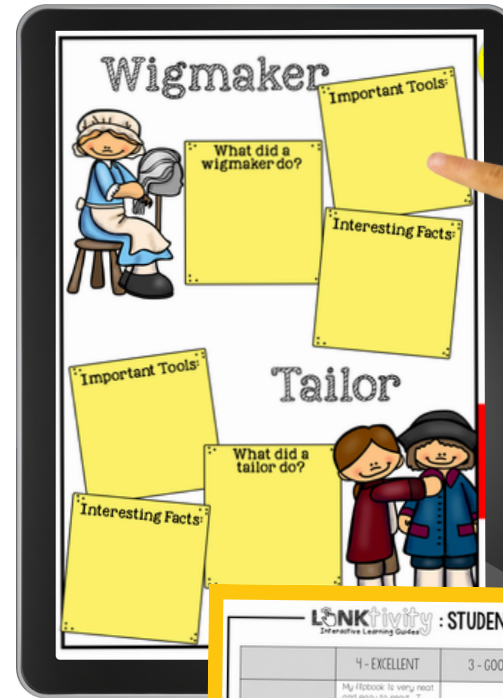

Wigmakers made a variety of hairpieces in different types and colors.





# Printable & Digital Student Flipbook



## Printable Flipbook for LINKtivity (Sample Pages)



Digital Flipbook for LINKtivity in Google Slides

**LINKtivity : STUDENT FLIPBOOK RUBRIC**

	4 - EXCELLENT	3 - GOOD	2 - SATISFACTORY	1 - NEEDS IMPROVEMENT
<b>NEATNESS &amp; APPEARANCE</b>	My Flipbook is very neat and easy to read. I neatly colored in my illustrations with great detail. It is clear that I took my time to make my Flipbook reflect my learning.	My Flipbook is neat and my writing is easy to read. I neatly colored in my illustrations.	My Flipbook is somewhat neat. Some of my writing is hard to read. I colored in my illustrations.	My Flipbook is quite sloppy. My writing is hard to read. Illustrations are NOT colored, or are sloppy done.
<b>ACCURACY &amp; COMPLETENESS</b>	The information in my Flipbook is 100% correct. I've included many details from the Link 4 Think and have put what I've learned using in my own words. I have included information that goes above and beyond what is required.	The information in my Flipbook is mostly correct. I've included several details from the Link 4 Think, written mostly in my own words. My Flipbook includes all of the required written responses.	My Flipbook contains several incorrect or missing pieces of information. The information in my Flipbook does not detail from the Link 4 Think to complete my Flipbook correctly.	My Flipbook has many incorrect or missing pieces of information. I struggled to use the information from the Link 4 Think to complete my Flipbook correctly.
<b>SPELLING &amp; GRAMMAR</b>	My Flipbook contains no errors in spelling or grammar.	My Flipbook contains some errors in spelling and grammar.		



Answer Key & Rubric

