

AMERICAN CIVIL WAR



 **LNKtivity**
Interactive Learning Guides

WAIT!

Thank you for considering this LINKtivity for your classroom, but before you make a decision - you should know that you can get **access to this LINKtivity + PLUS our entire library** for about the same price as a single LINKtivity!

The results are in: **Teachers LOVE LINKtivities...** and want more! So, we've made it SUPER easy and cost effective for you to access any and ALL of our LINKtivities inside our LINKtivity Learning membership option! Instead of purchasing just ONE LINKtivity - why not get access to ALL of them... for about the SAME PRICE!



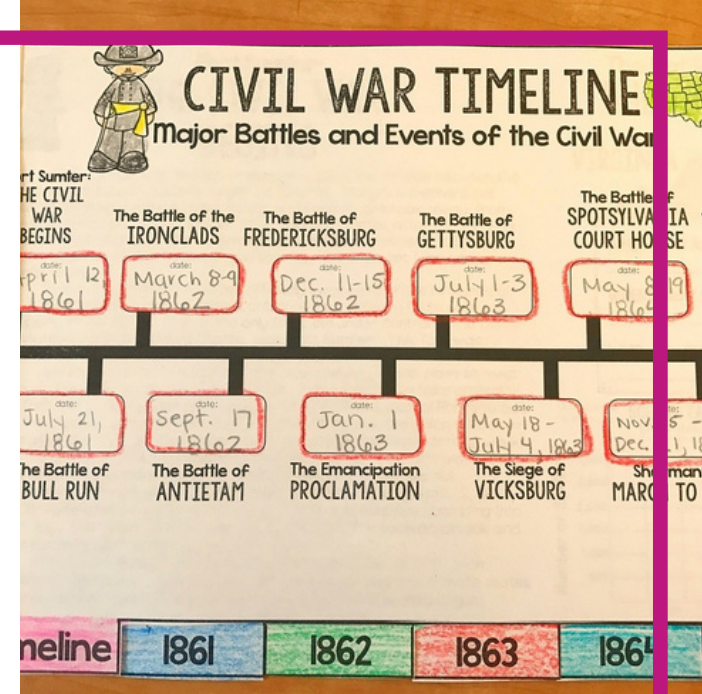

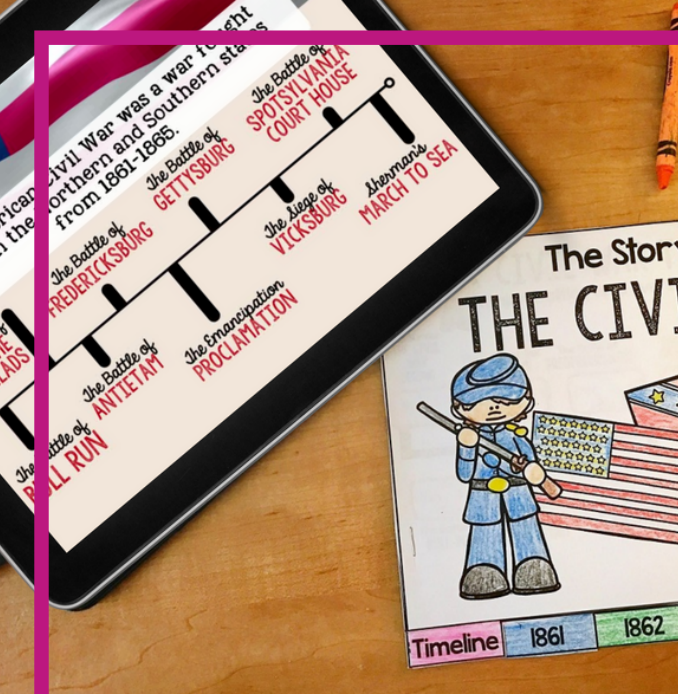
INSIDE THE MEMBERSHIP YOU'LL HAVE UNLIMITED ACCESS TO:

- ✓ The **entire growing LINKtivity® library** inside the Membership (LINKtivities for all content areas)
- ✓ ALL **future LINKtivities** to be added to the membership (new releases each month!)
- ✓ **Teacher guides** to help you set up each LINKtivity® successfully in your classroom
- ✓ **Student resources** that go along with each LINKtivity (printable OR digital)
- ✓ **Kid-friendly rubrics** and **answer keys** for each LINKtivity®

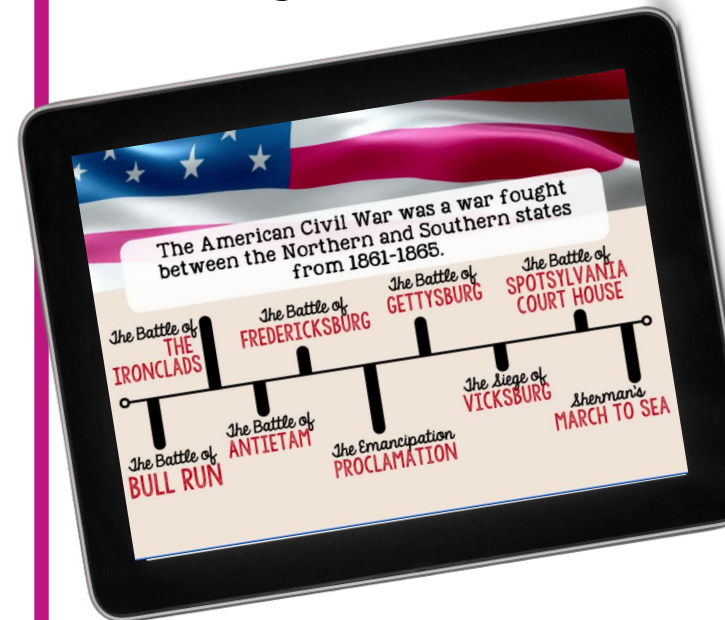


JOIN NOW





Your students are going to love this hands-on approach to learning about the major events and battles of the American Civil War! Resource includes a LINKtivity® digital learning guide, a student flipbook (printable or digital), answer key, a rubric, and teacher guide.



More Sample Slides

BEFORE THE BATTLE

Click on the topics below to learn more about the preparations for the battle.

THE PLAN

PREPARE THE TROOPS

THE LEADERS

The Battle of BULL RUN

THE PLAN

At the start of the war, the Union believed that if they could capture the Confederate capital city of Richmond, Virginia, they could end the war quickly.

Lincoln ordered 35,000 troops to invade Richmond, Virginia in attempt to take the city over.

President Lincoln

The Battle of BULL RUN

THE LEADERS

General P.G.T. Beauregard General Joseph E. Johnston

General Irvin McDowell General Robert Patterson

Do YOU have what it takes to be a Civil War general?

CLICK HERE TO FIND OUT!

The Battle of BULL RUN

PREPARE THE TROOPS

In early July, two Confederate and two Union armies (number of soldiers in each troop shown above) were positioned in northern Virginia. By mid-July, Union General McDowell began moving his troops toward Richmond, moving closer to Confederate General Beauregard's troops. This caused the Confederates to fall back further west near a small stream called Bull Run. The Confederates were joined by Confederate General Johnston, who were able to sneak away from Union General Robert Patterson.

CLICK HERE to learn about the movement of the soldiers before the battle.

The Battle of BULL RUN

Union Troops
Confederate Troops

Patterson and Johnston approached each other while McDowell and Beauregard positioned themselves against each other further south.

Johnston's troops snuck away by train from Patterson's troops to join forces with Beauregard

The Battle of BULL RUN

Do YOU have what it takes to be a CIVIL WAR GENERAL?

A general had to make sure that every soldier in his division was cared for and ready to fight when needed.

Generals would give commands on where the troops were to position themselves for battle.

It was the general's job to plan out strategies for winning each battle. He was also held responsible for the outcome of each battle.

Generals would be responsible for giving commands during battle. They would have to make the call for when to fight and when to retreat.

The Battle of BULL RUN

THE RESULTS

The Confederates had won the battle, but both sides realized that the war would be longer and more brutal than they had planned. The day after the battle, President Lincoln called for the enlistment, or support, of 500,000 new Union soldiers.

SOLDIER CASUALTIES
(Wounded or Killed)

Army	Number of Soldiers
Union	2,896
Confed.	1,982

The Battle of BULL RUN

THE BURNING OF ATLANTA

railroads were bent and twisted

houses and buildings were burned

March to the SEA

SNAPSHOTS OF WAR


Photography by Mathew Brady

The Battle of BULL RUN



This LINKtivity is provided with


AUDIO SUPPORT



Perfect for English language learners or students who could use a little extra support!



KNOWLEDGE CHECK



Students complete a quick self-check at the end of the LINKtivity to show what they have learned!

UNDO
RESET

THE AMERICAN CIVIL WAR

Drag each card into the correct box below.

[CLICK HERE to Check Your Answers](#)

The American Civil War was fought between Northern and Southern states.

The states fighting from the North became known as the _____ Army.

The _____ Army was made up of states from the South.

The Confederate Army chose _____ as their leader.

Jefferson Davis Abraham Lincoln Confederate Union



Printable & Digital Student Flipbook

Printable Flipbook for LINKtivity

Digital Flipbook for LINKtivity in Google Slides

LINKtivity: STUDENT FLIPBOOK RUBRIC

	4 - EXCELLENT	3 - GOOD	2 - SATISFACTORY	1 - NEEDS IMPROVEMENT
NEATNESS & APPEARANCE	My flipbook is very neat and easy to read. I neatly colored in my illustrations with great detail. It is clear that I took my time to make my flipbook reflect my learning.	My flipbook is neat and my writing is easy to read. I neatly colored in my illustrations.	My flipbook is somewhat neat. Some of my writing is hard to read. Illustrations are NOT colored, or are sparsely done.	My flipbook is quite sloppy. My writing is hard to read. Illustrations are NOT colored, or are sparsely done.
ACCURACY & COMPLETENESS	The information in my flipbook is 100% correct. I've included many details from the Link 4 Think and have put what I've learned clearly in my own words. I have included information that goes above and beyond what is required.	The information in my flipbook is mostly correct. I've included several details from the Link 4 Think, written mostly in my own words. My flipbook includes all of the required written responses.	My flipbook contains several incorrect or missing pieces of information. The information in my flipbook lacks details from the Link 4 Think to complete my flipbook correctly.	My flipbook has many incorrect or missing pieces of information. I struggled to use the information from the Link 4 Think to complete my flipbook correctly.
SPELLING & GRAMMAR	My flipbook contains no errors in spelling and grammar.	My flipbook contains some errors in spelling and grammar.		My flipbook contains many errors in spelling and grammar.

Answer Key & Rubric

