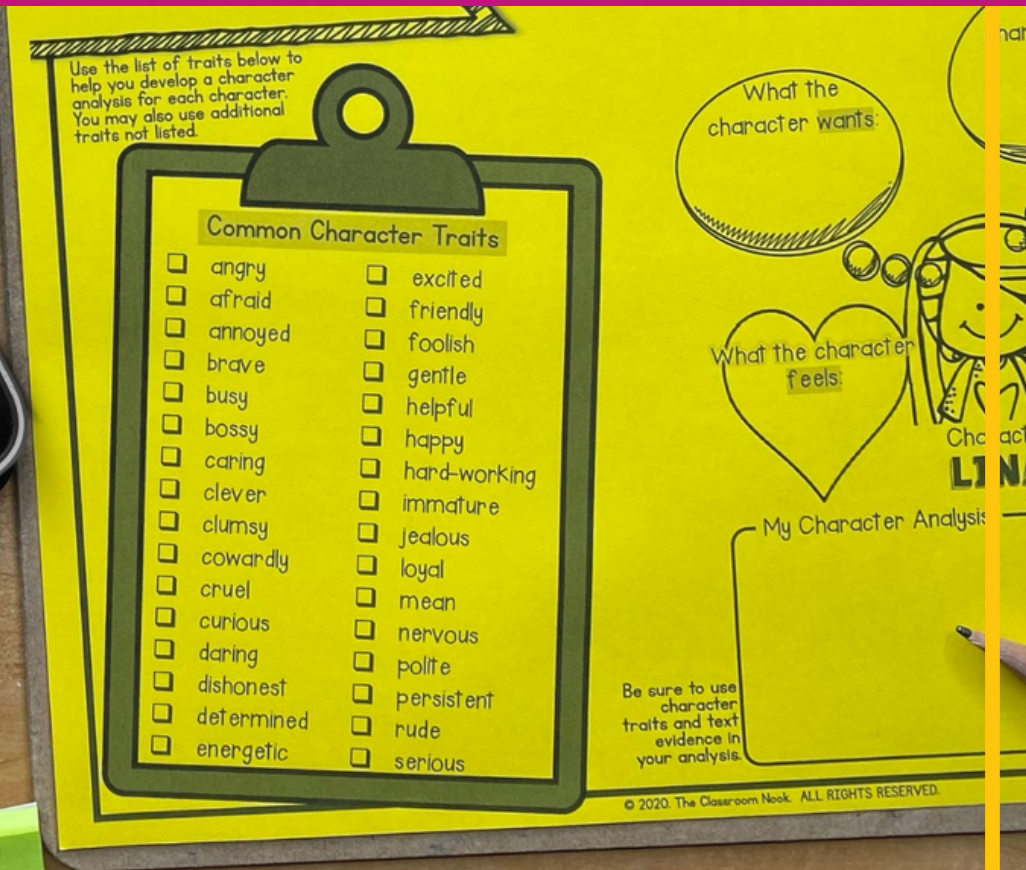


CHARACTER ANALYSIS




Interactive Learning Guides

WAIT!

Thank you for considering this LINKtivity for your classroom, but before you make a decision - you should know that you can get **access to this LINKtivity + PLUS our entire library** for about the same price as a single LINKtivity!

The results are in: **Teachers LOVE LINKtivities...** and want more! So, we've made it SUPER easy and cost effective for you to access any and ALL of our LINKtivities inside our LINKtivity Learning membership option! Instead of purchasing just ONE LINKtivity - why not get access to ALL of them... for about the SAME PRICE!



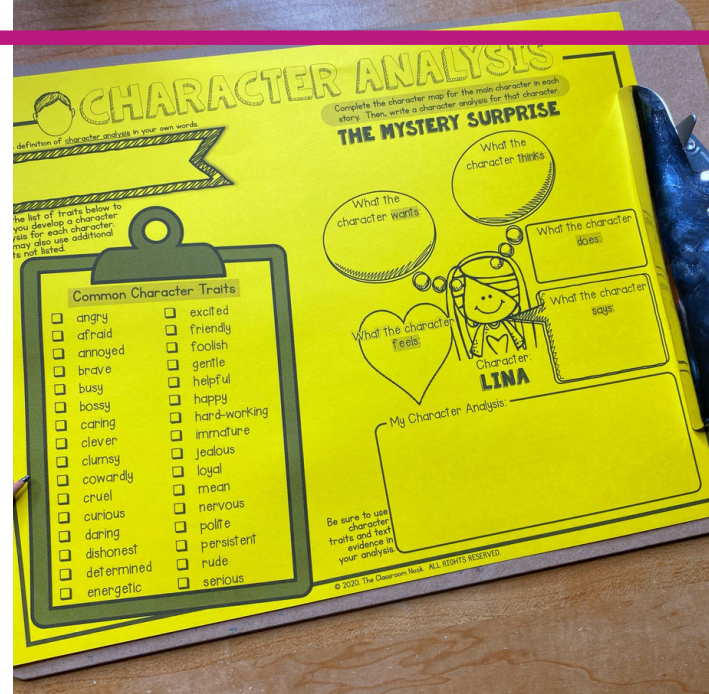
INSIDE THE MEMBERSHIP YOU'LL HAVE UNLIMITED ACCESS TO:

- ✓ The **entire growing LINKtivity® library** inside the Membership (LINKtivities for all content areas)
- ✓ ALL **future LINKtivities** to be added to the membership (new releases each month!)
- ✓ **Teacher guides** to help you set up each LINKtivity® successfully in your classroom
- ✓ **Student resources** that go along with each LINKtivity (printable OR digital)
- ✓ **Kid-friendly rubrics** and **answer keys** for each LINKtivity®

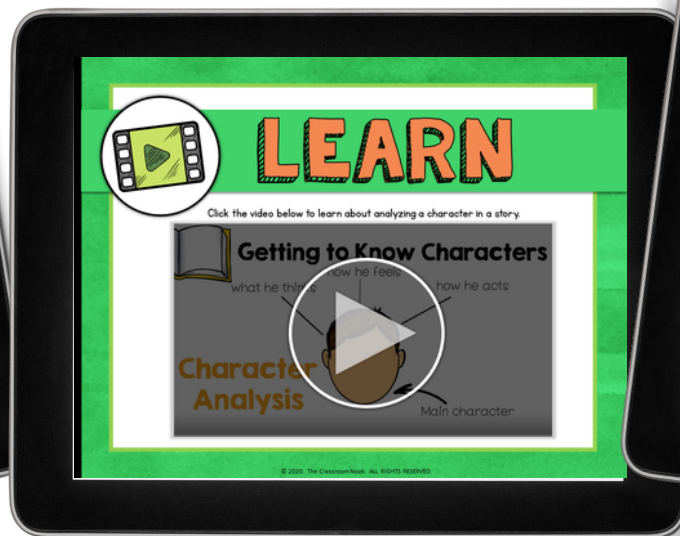
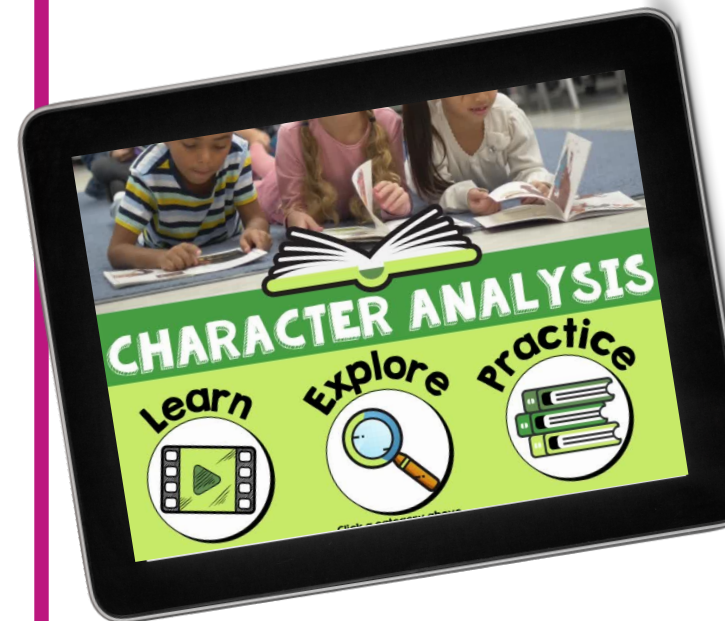


JOIN NOW





Your students are going to love this hands-on approach to learning how to analyze character in the books that they read. Resource includes a LINKtivity digital learning guide, a student recording sheet (printable or digital), answer key, a rubric, and a teacher guide.



More Sample Slides

THE UNLIKELY COWBOY

"Eek!" screamed Cowboy Rob as a cluster of sticks rolled past.

Sal asked, "How are you going to compete in the rodeo next week if you're scared of a tumbleweed?"

Rob's knees trembled at the thought of the rodeo. Sal tried to teach him to lasso a pig, but Rob worried that the pig would drag him into a cactus patch. She suggested he ride a bucking bronco, but Rob would not even ride the tamest horse. He preferred his pony, Rusty. If Rob fell off Rusty's back, the ground was just a few safe inches away.

Read this story with me.

"That only leaves one thing," said Sal. "Barrel racing."

For the barrel race, Rob would have to ride Rusty around three barrels as fast as he could. They practiced all week. Rusty was good at making sharp turns, but Rob and Rusty both preferred a steady trot to a racing gallop.

To help me analyze a character, I like to use a character map to help me think about all the details that I've learned about the character from the story.

To really understand the character, I think about what the character wants, thinks, feels, says, and does. These details will help me decide on character traits that best describe him or her. Check out my character map.

What the character **wants**: to be safe, not get hurt, to just ride his pony

What the character **thinks**: riding a horse is scary, the competition looks terrifying

What the character **says**: "Eek!" (in response to tumbleweed) "Faster, Rusty!" (to get away from the other horses)

What the character **feels**: scared and nervous when he's on a horse

What the character **does**: knees tremble, nervously sweats before race, rides his pony away from the other horses

Character's Name: **Cowboy Rob**

What the character **wants**: to be safe, not get hurt, to just ride his pony

What the character **thinks**: riding a horse is scary, the competition looks terrifying

What the character **says**: "Eek!" (in response to tumbleweed) "Faster, Rusty!" (to get away from the other horses)

What the character **feels**: scared and nervous when he's on a horse

What the character **does**: knees tremble, nervously sweats before race, rides his pony away from the other horses

Character's Name: **Cowboy Rob**

Common Character Traits

- brave
- bossy
- nervous
- talented
- cowardly
- jealous
- loving
- immature
- cheerful

Character Analysis of Cowboy Rob

Cowboy Rob is a nervous and cowardly character. Although he is a cowboy, he is easily scared when he is around horses and just wants to ride his pony.

When he's at the rodeo, his knees tremble and he sweats, showing he is nervous. He even takes off to get away from the other horses. This shows he's a coward.

Once I've completed my character map, I think about how I would describe the character based on these details. I use the map details to decide on character traits for my character. Take a look at the possible list on my clipboard. Which character traits would you choose for Cowboy Rob?

Once I've picked my character traits, I can develop my full character analysis using text details.

Now it's your turn! Click and try analyzing a character in the "Practice" section.

PRACTICE

Click on a story to read to practice this new skill.

EUREKA LEARNS A LESSON

THE MYSTERY SURPRISE

THE NEW KID

THE MYSTERY SURPRISE

On her way to Math Club, Lina noticed that the art closet, which Ms. Daniels always kept tidy and locked, was wide open with supplies spilling out. Her stomach fluttered. Lina loved solving mysteries.

First, Lina looked for clues. She noticed two glitter bottles missing. "Amanda loves glitter," Lina thought. "I'll write her name on the suspect list."

Then, Lina saw that someone had stepped in paint. She followed the orange footprints until they disappeared. "The paint must have dried on their shoes," she reasoned. "They point toward the music room."

Suspect: Amanda

THE NEW KID

There was a new student in Jorge's class. Their teacher said, "This is Jackson. He just moved here from Israel. I hope some of you will show him the ropes today."

When it was time for science, Jorge noticed that Jackson looked a little lost. "You can join my group," he said. "The safety goggles are on the back shelf."

EUREKA LEARNS A LESSON

Eureka loved to be in charge. When she played with other unicorns, she always picked the game. "Let's play pretend. I'll be the princess, and you brush my hair," said Eureka.

"Actually, we want to play tag," her friends said.

Eureka snarled. She did not want to play tag. "If you won't play princesses, I'm not playing," she said. Her friends shrugged and started playing tag without her.

"Not nice?" Eureka thought. "I offered him a wish."

Eureka saw the crow from before. She was about to yell, "Hey you! Get over here and help me." But Eureka thought about how her friends had left and how the boy had said she wasn't nice. She realized that they might not like how she was talking to them.

"I'm sorry I snapped at you," said Eureka. "If you could help me, I would be very thankful."

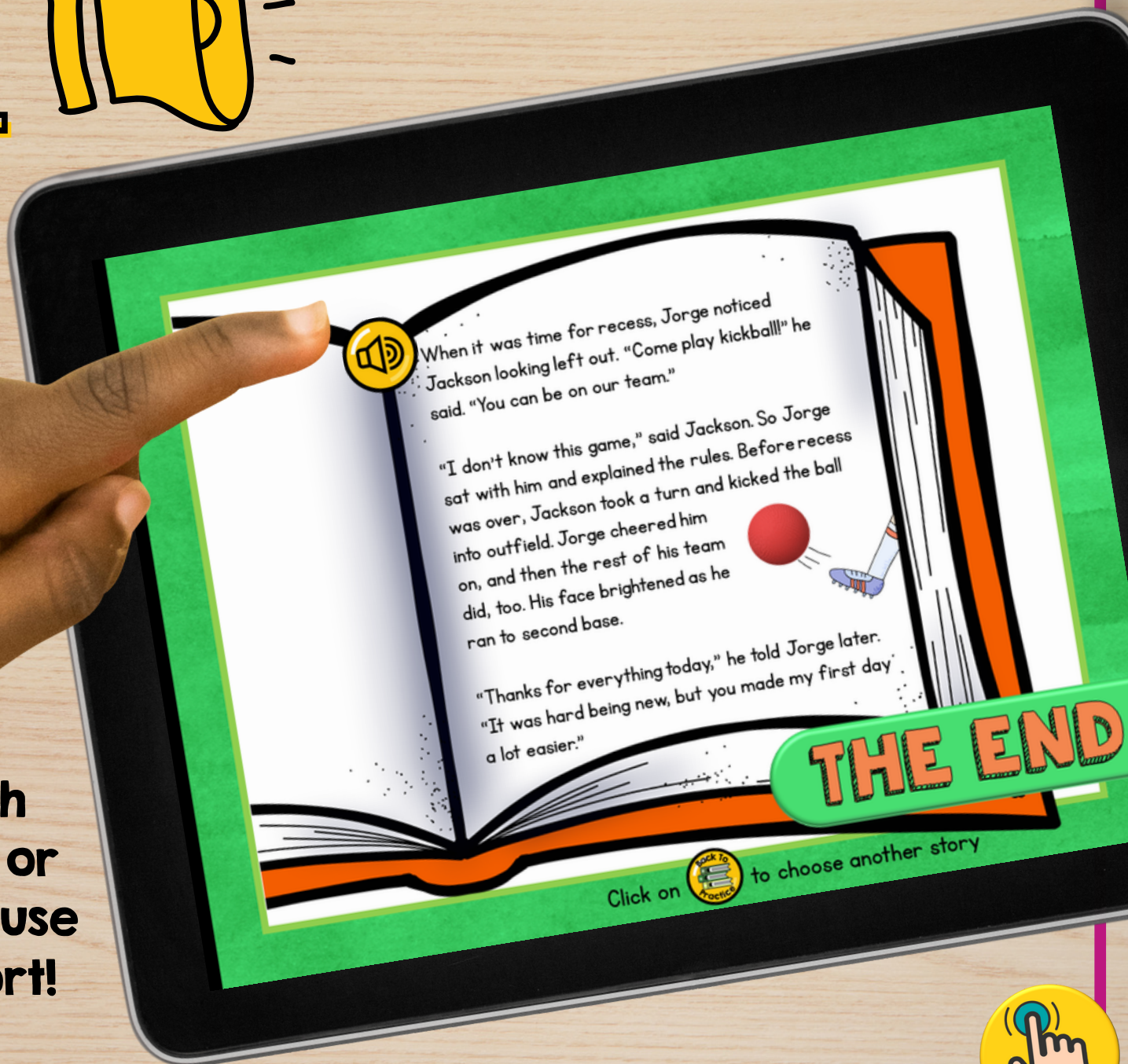

The crow bit through the vines and freed Eureka. They became friends, and every day, they took turns deciding what game to play.

THE END

Click on to choose another story.

This LINKtivity is provided with

AUDIO SUPPORT



Perfect for English language learners or students who could use a little extra support!



Printable & Digital Student Recording Sheet

Printable Recording Sheet for LINKtivity

CHARACTER ANALYSIS

Write the definition of character analysis in your own words.

Complete the character map for the main character in each story. Then, write a character analysis for that character.

THE MYSTERY SURPRISE

Use the list of traits below to help you develop a character analysis for each character. You may also use additional traits not listed.

Common Character Traits

- angry
- afraid
- annoyed
- brave
- busy
- bossy
- caring
- clever
- clumsy
- cowardly
- cruel
- curious
- excited
- friendly
- foolish
- gentle
- helpful
- happy
- hard-working
- immature
- jealous
- loyal
- mean

What the character thinks:

What the character wants:

What the character feels:

What the character does:

What the character says:

Character: **LINA**

My Character Analysis:

Be sure to use character traits and text evidence in your analysis.

© 2020 The Classroom Nook. ALL RIGHTS RESERVED

CHARACTER ANALYSIS

Write the definition of character analysis in your own words.

Complete the character map for the main character in each story. Then, write a character analysis for that character.

THE MYSTERY SURPRISE

Use the list of traits below to help you develop a character analysis for each character. You may also use additional traits not listed.

Common Character Traits

- angry
- afraid
- annoyed
- brave
- busy
- bossy
- caring
- clever
- clumsy
- cowardly
- cruel
- curious
- daring
- dishonest
- excited
- friendly
- foolish
- gentle
- helpful
- happy
- hard-working
- loyal
- immature
- jealous
- mean
- nervous
- polite
- sarcastic

What the character thinks:

What the character wants:

What the character feels:

What the character does:

What the character says:

Character: **LINA**

My Character Analysis:

Digital Recording Sheet for LINKtivity in Google Slides

Rubric

CHARACTER ANALYSIS

Student: _____

	4	3	2	1
Character Analysis	While reading, I can analyze a character based on what he/she says, does, thinks, feels, and wants in great detail without assistance. I can use these details to identify one or more character traits that best describe him/her. I use many details from the text to support my analysis.	While reading, I can analyze a character based on what he/she says, does, thinks, feels, and wants with little assistance. I can use these details to identify one character trait that best describe him/her. I use several details from the text to support my analysis.	While reading, I can analyze a character based on what he/she says, does, thinks, feels, and wants with heavy assistance. With help, I can use these details to identify a character trait that best describe him/her.	While reading, I struggle to analyze a character based on what he/she says, does, thinks, feels, and wants. I have a difficult time identifying character traits to describe the character.

CHARACTER ANALYSIS

Student: _____

	4	3	2	1
Character Analysis	While reading, I can analyze a character based on what he/she says, does, thinks, feels, and wants in great detail without assistance. I can use these details to identify one or more character traits that best describe him/her. I use many details from the text to support my analysis.	While reading, I can analyze a character based on what he/she says, does, thinks, feels, and wants with little assistance. I can use these details to identify one character trait that best describe him/her. I use several details from the text to support my analysis.	While reading, I can analyze a character based on what he/she says, does, thinks, feels, and wants with heavy assistance. With help, I can use these details to identify a character trait that best describe him/her.	While reading, I struggle to analyze a character based on what he/she says, does, thinks, feels, and wants. I have a difficult time identifying character traits to describe the character.

© 2020 The Classroom Nook. ALL RIGHTS RESERVED

PLUS: a recording sheet to use with ANY text! (printable or digital)

